



MALAYSIA LABOUR FORCE, DECEMBER 2025

The unemployment rate in December 2025 was unchanged at **2.9 per cent**, recording 517.7 thousand unemployed

UNEMPLOYMENT

December 2025

The number of unemployed persons

▼ -3.9%
▼ -0.1%

517.7 thousand

Unemployment rate

▼ -0.2pp
↔ 0.0pp

2.9%

The unemployment rate in December 2025 was unchanged at 2.9 per cent

DECEMBER 2024 538.5 thousand
NOVEMBER 2025 518.4 thousand

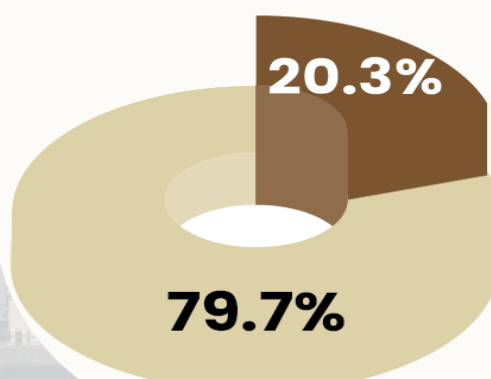
DECEMBER 2024 3.1%
NOVEMBER 2025 2.9%

Unemployment by category

● Actively unemployed ● Inactively unemployed

DECEMBER 2025 : 412.4 thousand
NOVEMBER 2025 : 413.5 thousand ▼ -3.1%
DECEMBER 2024 : 425.7 thousand ▼ -0.3%

DECEMBER 2025 : 105.2 thousand
NOVEMBER 2025 : 104.9 thousand ▼ -6.7%
DECEMBER 2024 : 112.8 thousand ▲ 0.3%



EMPLOYED PERSONS

December 2025

The number of employed persons

▲ 3.0%
▲ 0.2%

17.13 million

Employment-to-population ratio

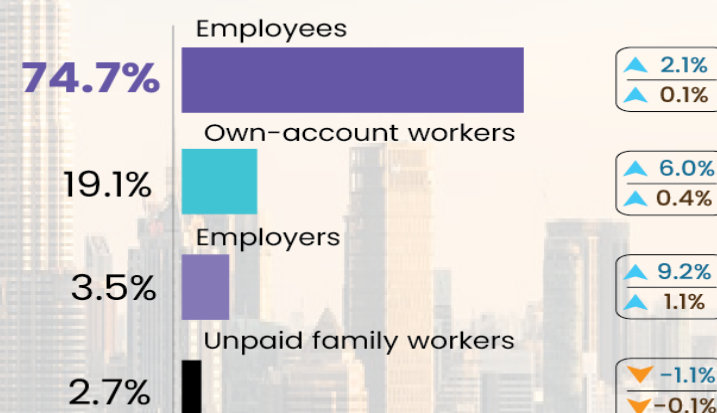
▲ 0.5pp
▲ 0.1pp

68.9%

DECEMBER 2024 16.63 million
NOVEMBER 2025 17.09 million

DECEMBER 2024 68.4%
NOVEMBER 2025 68.8%

Employed persons by status in employment



In December 2025, employees' category represented **74.7 per cent** of the total employed persons

LABOUR FORCE

Labour Force

17.65 million

DECEMBER 2025

▲ 2.8%
▲ 0.2%



Labour Force Participation Rate

70.9%

DECEMBER 2024 70.6%
NOVEMBER 2025 70.9%

LFPR by sex

Male **83.3%**

Female **56.6%**

DECEMBER 2024 17.17 million
NOVEMBER 2025 17.61 million

70.9%

The labour force participation rate (LFPR) for December 2025 remained at 70.9 per cent

OUTSIDE LABOUR FORCE

NOVEMBER 2025

7.22 million

DECEMBER 2025

7.23 million

7.16 million
DECEMBER 2024

▲ 1.0%
▲ 0.1%

The major composition of the outside labour force was housework/family responsibilities

Housework/ family responsibilities **43.7%**

Schooling/ training **40.9%**

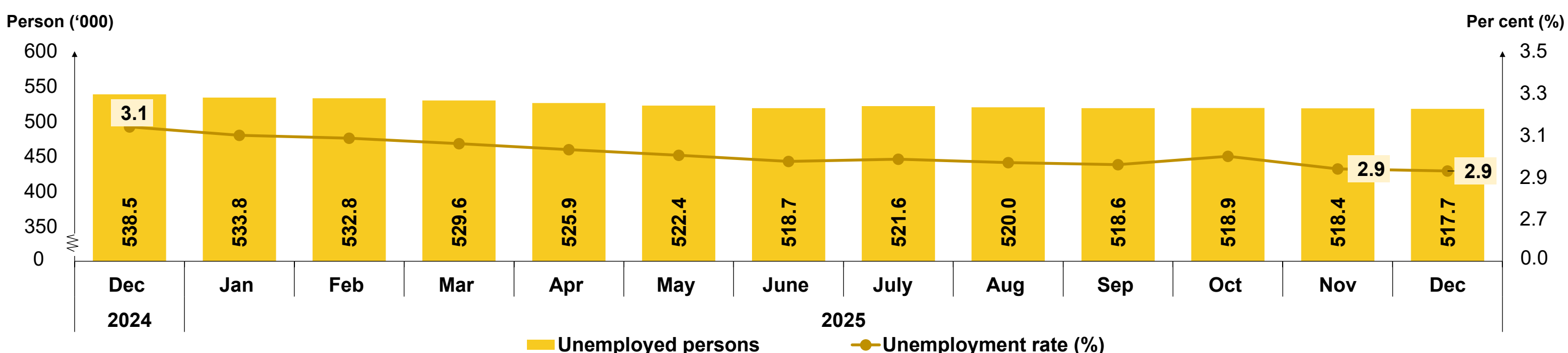
Notes :

⬆️ Percentage change (year-on-year)
⬆️ Percentage change (month-on-month)

↔ Unchanged

PP Percentage point

Unemployed persons and unemployment rate, December 2024 - December 2025



@StatsMalaysia



December 2025's unemployed continued to reduce to 517.7 thousand persons, registering an unemployment rate of 2.9 per cent

- The **labour force** was on an uptrend, increasing by **0.2 per cent** to **17.65 million persons** in December 2025 (November 2025: 17.61 million persons). On the same note, December's **labour force participation rate** was unchanged at **70.9 per cent** as in the previous month.
- The number of **unemployed persons** during the month edged down by **0.1 per cent** to **517.7 thousand persons** (November 2025: 518.4 thousand persons).
- The **unemployment rate** in December remained at **2.9 per cent**, the same as in the last month.
- The total number of **employed persons** continued to increase in December 2025, with a rise of **0.2 per cent** to **17.13 million persons** from 17.09 million persons in November 2025.
- The number of employed persons in the **Services** sector continued to record steady growth, particularly in **Wholesale & retail trade**, followed by **Accommodation and food & beverage services activities**, as well as **Information & communication activities**. The number of employments also increased in the **Agriculture, Manufacturing**, and **Construction** sectors, while the **Mining & quarrying** sectors experienced a slight decline.
- The number of persons **outside the labour force** registered a slight uptick of **0.1 per cent** to **7.23 million persons** during the month compared to 7.22 million persons in November 2025.

