



MINISTRY OF ECONOMY
DEPARTMENT OF STATISTICS MALAYSIA

MICRO, SMALL AND MEDIUM ENTERPRISES (MSMEs) 2024



Malaysia's GDP
at constant 2015 prices

5.1%
RM1,650.3b

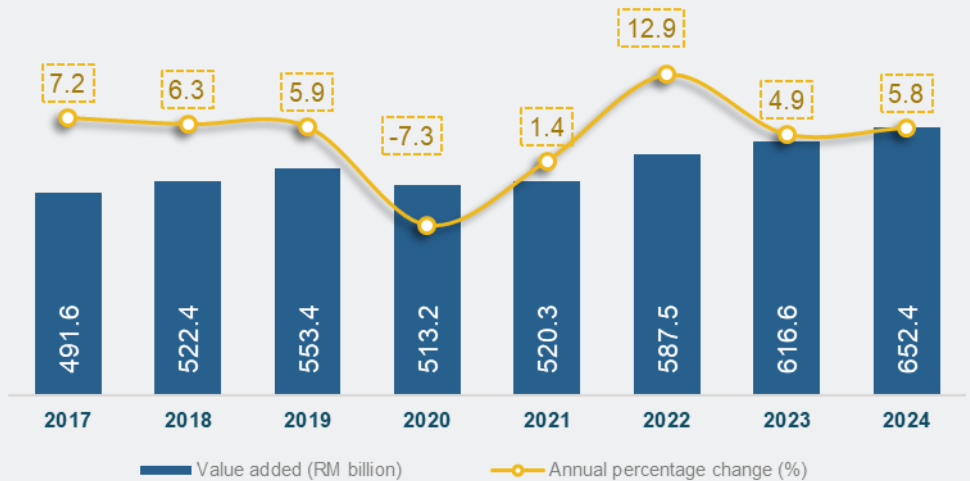
Non-MSMEs

4.7%
RM997.9b



MSMEs
5.8%
RM652.4b

Value and Growth Rate of Malaysia's MSMEs' GDP at Constant 2015 Prices



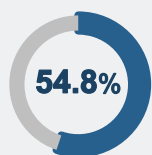
MSMEs' GROSS DOMESTIC PRODUCT

Performance of MSMEs to GDP

39.5% **5.8%** | **4.9%**

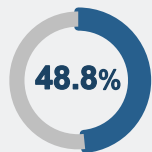


[Share](#)



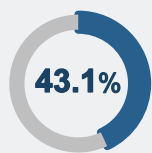
Agriculture

2.5% | **0.8%**



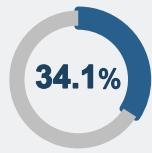
Construction

17.3% | **5.8%**



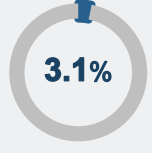
Services

5.7% | **6.5%**



Manufacturing

5.0% | **1.5%**



Mining & quarrying

3.8% | **4.4%**

MSMEs' EMPLOYMENT



Performance of MSMEs to Employment

48.7% **3.1%** | **3.5%**



Services

Share:
50.8%

4.0% | **4.5%**



Manufacturing

Share:
46.2%

2.7% | **2.4%**



Mining & quarrying

Share:
28.0%

1.8% | **0.1%**



Construction

Share:
48.1%

0.4% | **0.9%**



Agriculture

Share:
42.3%

0.6% | **1.0%**

Notes:
- Share Annual percentage change
- b refers to billion
- Year 2024 | 2023

Performance of MSMEs to Exports

14.3%
31.3% | **3.0%**



MSMEs' EXPORTS OF GOODS AND SERVICES



Manufacturing

Share:
62.0%

7.9% | **-0.7%**



Services

Share:
36.2%

114.8% | **16.4%**



Agriculture

Share:
1.8%

-4.9% | **12.7%**

Source: National Accounts, Micro, Small and Medium Enterprises, Department of Statistics Malaysia (DOSM)



@StatsMalaysia

