

**Embargo: Only to be published or disseminated at 1200 hour, Monday, July 28<sup>th</sup>, 2025**



## **MEDIA STATEMENT**

MINISTRY OF ECONOMY  
DEPARTMENT OF STATISTICS MALAYSIA

Block C6 & C7, Complex C,  
Federal Government Administrative Centre, Precinct 1,  
62514 Federal Territory of Putrajaya  
Telephone : 03 - 8090 4681

### **EMPLOYEE WAGES STATISTICS (FORMAL SECTOR) REPORT FIRST QUARTER 2025**

#### ***Median monthly wages in the formal sector rises to RM3,000 in March 2025***

**PUTRAJAYA, 28 July 2025** – The median monthly wage of the 6.8 million formal sector workers were RM3,000 in March 2025, as reported by the Department of Statistics Malaysia (DOSM) in its **FIRST QUARTER 2025 EMPLOYEE WAGES STATISTICS (FORMAL SECTOR) REPORT**. This figure was 5.5 per cent higher than the RM2,844 recorded a year earlier coincides with the steady employment gains, with formal employment numbers increasing by 3.1 per cent, 3.4 per cent and 3.6 per cent in January, February and March respectively.

*Elaborating on the findings derived from administrative data, Chief Statistician of Malaysia, Dato' Sri Dr. Mohd Uzir Mahidin, stated that the increase in median monthly wage reflects a more favourable labour market landscape, supported by recent policy measures such as the upward revision of the minimum wage and the continued momentum of economic growth in the first quarter of 2025.*

*In terms of formal employees by sex, the number of Malaysian male employees in the formal sector stood at 3.7 million persons in March 2025, accounting for 55.1 per cent of total formal employment, with a median monthly wage of RM3,000. In comparison, female formal employees comprised 44.9 per cent or 3.04 million persons, earning a median monthly wage of RM2,982. As compared to March last year, the median monthly wage for male and female formal employees increased by 3.4 per cent and 6.5 per cent, respectively.*

*All age groups experienced wage increases, with the most substantial rise among employees below 20 years old, whose median wage surged by 13.3 per cent to RM1,700 in March 2025. This surge was significantly supported by the implementation of the revised minimum wage policy earlier in February. The number of formal employees also grew across all age groups, except the 20-24 age group.*

*Dato' Sri Dr. Mohd Uzir Mahidin further highlighted that the Mining & quarrying sector retained the highest median monthly wage at RM8,800 in March 2025, despite comprising only 0.6 per cent of total formal employment, marking a year-on-year rise of 4.8 per cent. On the other hand, the Agriculture sector, accounting for 1.9 per cent of formal employees, recorded the lowest median monthly wage of RM2,200.*

*Geographically, Wilayah Persekutuan Kuala Lumpur topped median wage rankings at RM4,445, followed by Selangor at RM3,300. Meanwhile, Sabah (RM2,000), Kelantan (RM1,800), and Perlis (RM1,800) recorded the lowest medians nationwide.*

*In terms of wages distribution, the Chief Statistician Malaysia stated that 27.4 per cent of Malaysian's formal employees earned monthly wage below RM2,000 in March 2025, marking a decrease of 3.8 percentage points from the 31.2 per cent recorded in March 2024. Additionally, the percentile analysis shows that the 10<sup>th</sup> percentile of Malaysian formal employees earned monthly wage of RM1,700 or less. However, this group registered an increase of 13.3 per cent in monthly wage as compared to the same month in the previous year (March 2024: RM1,500). Meanwhile, employees in the 90<sup>th</sup> percentile earned at least RM11,000 per month, reflecting a 4.8 per cent increase from March 2024. The wage ratio between the 90<sup>th</sup> and 10<sup>th</sup> percentiles indicates that the top 10 per cent of wage earners received six times the earnings of the lowest 10 per cent.*

*Concluding his statement on today's release, Dato' Sri Dr. Mohd Uzir Mahidin stated, "These statistics are based on administrative data sources obtained from relevant agencies, which focus on the citizens employed in the formal sector, notably in the private sector. Looking ahead, DOSM will continue to enhance the dissemination of employee wages statistics by integrating various administrative data to produce more comprehensive statistics for an extensive understanding of Malaysia's labour market."*

*Time series statistics and more information on the labour market can be obtained from the My Labour Hub (MyLabourHub) portal. For more information, please visit <https://mylabourhub.dosm.gov.my> or scan the QR code below.*



*ASEAN-Malaysia 2025 Chairmanship: The Department of Statistics Malaysia (DOSM) will chair the 15th ASEAN Community Statistical System Committee (ACSS15) which aims to strengthen the statistical cooperation towards sustainable regional development.*

*Malaysia, for the first time, ranked as number one (1) globally in the biennial Open Data Inventory (ODIN) 2024/25 report released by Open Data Watch (ODW), surpassing 198 other countries. This achievement marks a significant leap from its 67th position in the ODIN 2022/23 assessment.*

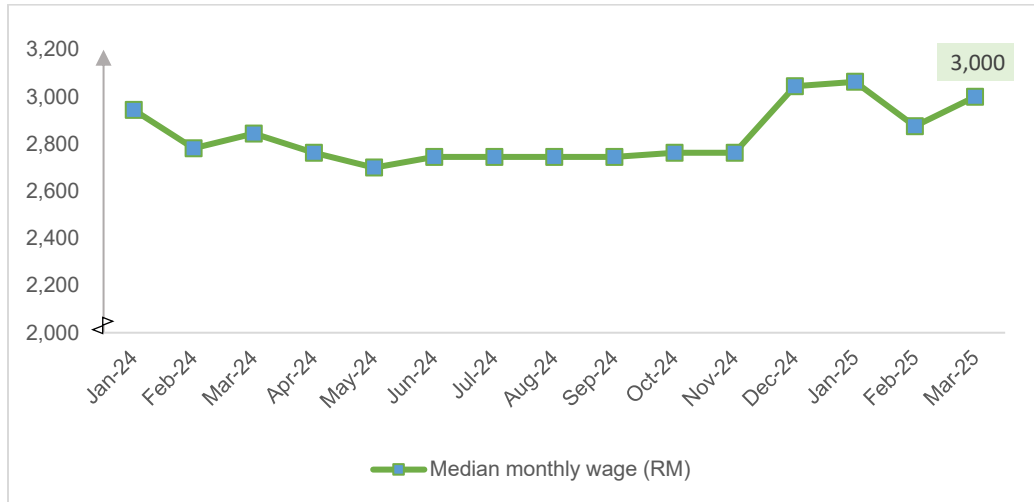
*The Government of Malaysia has declared October 20th as National Statistics Day (MyStats Day), with the theme 'Statistics is the Essence of Life'. Meanwhile, the Fourth World Statistics Day will be celebrated on 20th October 2025, with the theme 'Driving Change with Quality Statistics and Data for Everyone'.*

*OpenDOSM NextGen is a medium that provides data catalogue and visualisations to facilitate users' analysis and can be accessed through <https://open.dosm.gov.my>.*

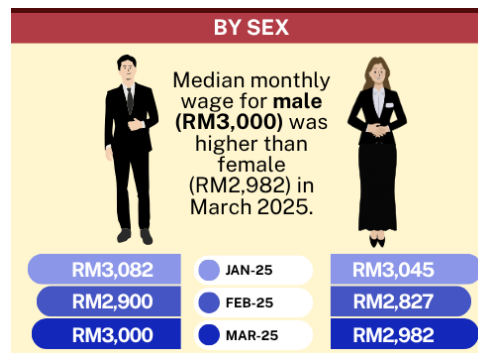
*Released by:*

**THE OFFICE OF CHIEF STATISTICIAN MALAYSIA  
DEPARTMENT OF STATISTICS MALAYSIA  
28 JULY 2025**

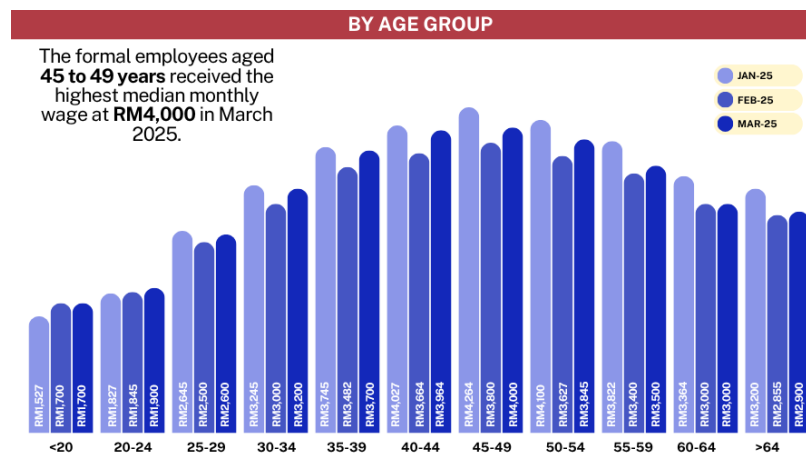
**Exhibit 1: Median Monthly Wage, January 2024 – March 2025**



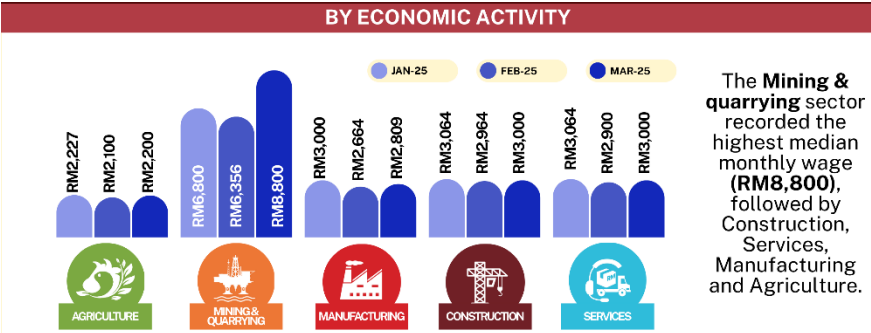
**Exhibit 2: Median Monthly Wage by Sex, January - March 2025**



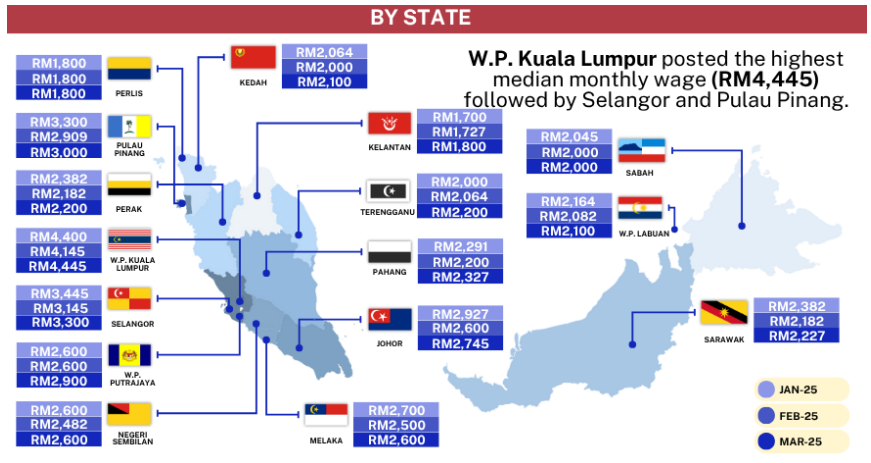
**Exhibit 3: Median Monthly Wage by Age Group, January - March 2025**



**Exhibit 4: Median Monthly Wage by Economic Activity, January - March 2025**



**Exhibit 5: Median Monthly Wage by State, January - March 2025**



**Exhibit 6: Distribution of Formal Employees by Wage Scale, March 2025**

