



VITAL STATISTICS, MALAYSIA, 2018

LIVE BIRTHS

Live births increased whilst births rate declined in 2017

The number of live births was 508,685 in 2017, an increase of 0.1 per cent as compared to 508,203 in 2016. The crude birth rate (CBR) declined from 16.1 (2016) to 15.9 (2017) per 1,000 population.

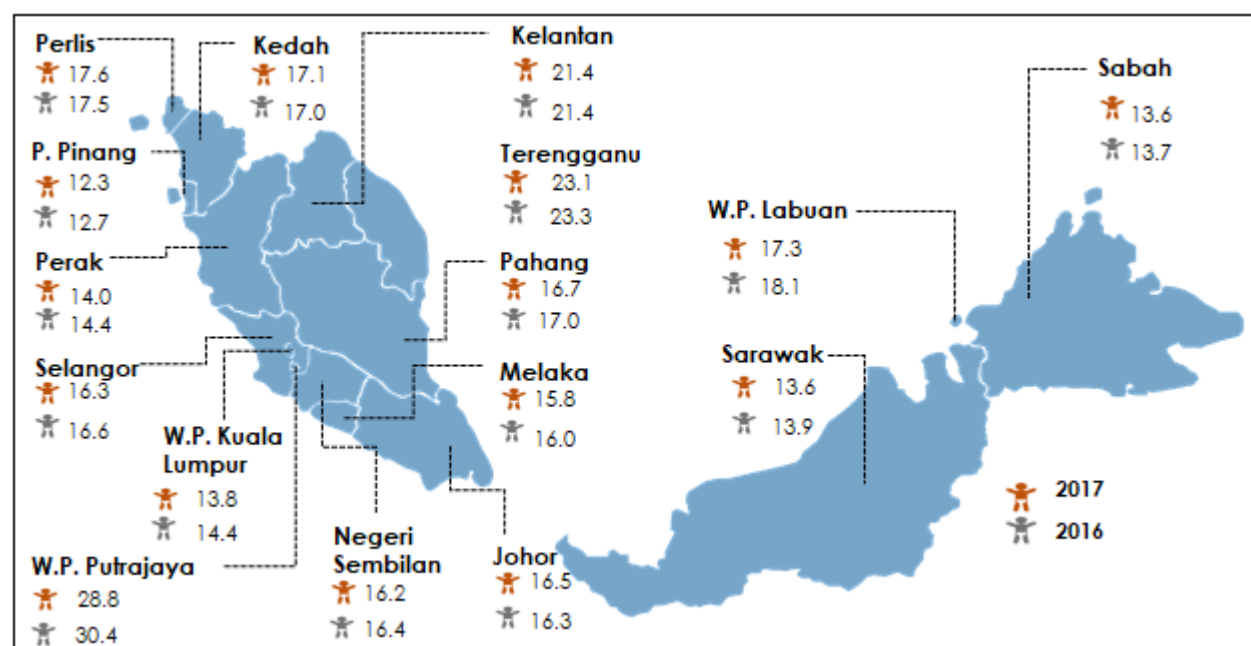
More male babies were born than female

A total 262,575 (51.6%) male babies were born in 2017 as compared to 246,110 (48.4%) female babies. The CBR for both sexes declined from 16.1 per 1,000 population in 2016 to 15.9 in 2017.

Pulau Pinang continued to record the lowest CBR

Majority of the states recorded a decline in the CBR in 2017 as compared to 2016, except for Johor, Kedah, Kelantan and Perlis. Pulau Pinang continued to record the lowest rate at 12.3 per 1,000 population. On the other hand, W.P. Putrajaya registered the highest rate of 28.8 per 1,000 population.

Exhibit 1: Crude birth rate by state, Malaysia, 2016 and 2017



Kuala Terengganu district recorded the highest CBR

The district of Kuala Terengganu recorded the highest CBR in 2017 with 26.4 per 1,000 population, followed by Marang, Terengganu (26.0) and Julau, Sarawak (24.7). Meanwhile, Kinabatangan, Sabah recorded the lowest crude birth rate of 4.5 per 1,000 population, followed by Putatan, Sabah (5.6) and Pakan, Sarawak (6.4).

FERTILITY

Total fertility rate (TFR) has been declining for the past 38 years

The TFR per woman aged 15–49 years has been declining from 4.9 babies in 1970 to 1.9 babies in 2017.

TFR for Malaysia has reached below replacement level of 2.1 since 2013 which indicates that the average number of babies born per woman throughout her reproductive life has been insufficient to replace herself and her partner.

DEATHS

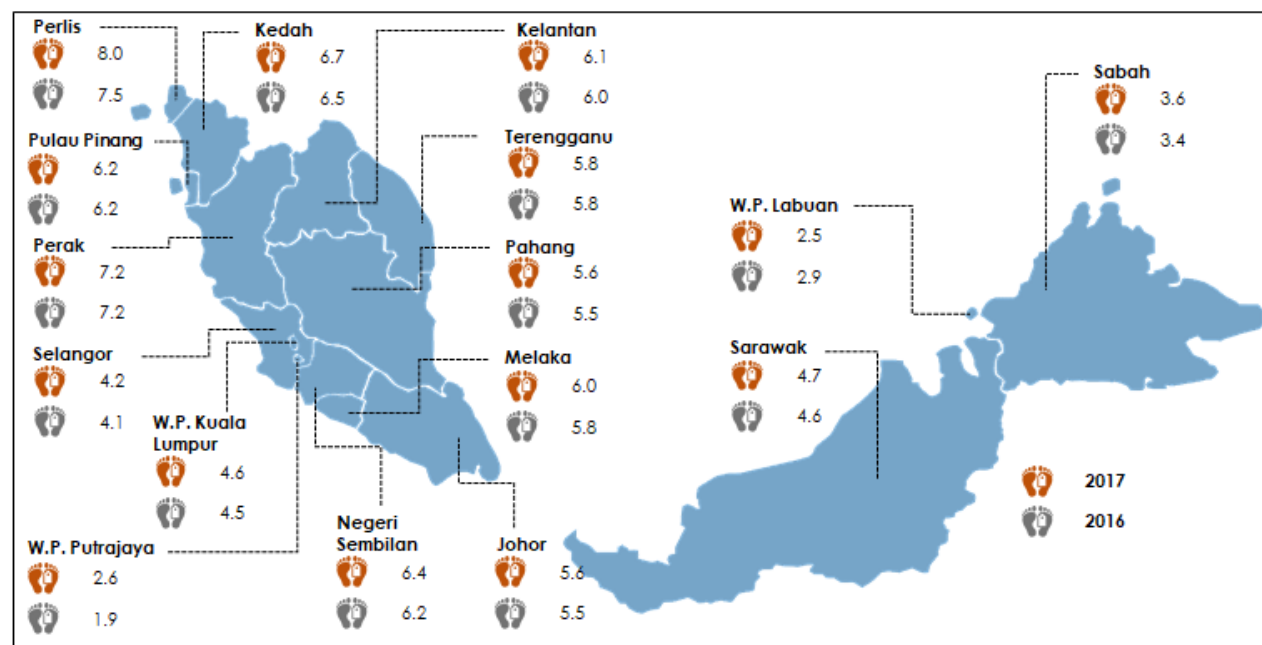
The number of deaths and death rate increased in 2017

There were 168,168 deaths recorded in 2017. The crude death rate (CDR) increased from 5.1 (2016) to 5.3 (2017) per 1,000 population. Out of 168,168 deaths, 96,522 (57.4%) were male. The CDR for males and females showed a slight increase in 2017 as compared to 2016 from 5.7 to 5.8 and 4.5 to 4.6 per 1,000 population, respectively.

Only W.P. Labuan recorded a decrease in CDR

Majority states recorded an increase in CDR in 2017 as compared to 2016 except W.P. Labuan. CDR for Perak, P. Pinang and Terengganu unchanged. Perlis recorded the highest CDR at 8.0 per 1,000 population while W.P. Putrajaya the lowest rate at 2.6 per 1,000 population in 2017

Exhibit 2: Crude death rate by state, Malaysia, 2016 and 2017



Kanowit district recorded the highest CDR in 2017

The Kanowit district in Sarawak recorded the highest CDR in 2017 with 9.1 per 1,000 population, followed by Sabak Bernam, Selangor (8.8) and Kuala Pilah, Negeri Sembilan (8.7). Meanwhile, the Kinabatangan district in Sabah recorded the lowest CDR with 1.0 per 1,000 population, followed by Samarahan, Sarawak (2.1) and Kunak, Sabah (2.1).

NATURAL INCREASE

The number of natural increase in 2017 decreased by 1.6 per cent

The number of natural increase declined 1.6 per cent from 346,002 in 2016 to 340,517 in 2017. The crude rate of natural increase (CRNI) declined from 10.9 (2016) to 10.6 (2017) per 1,000 population.

STILLBIRTHS

Stillbirths for male babies increased while female decreased

The number of stillbirths in 2017 recorded an increase as compared to 2016 i.e. from 2,648 to 2,769. The stillbirth rate also increased from 5.2 (2016) to 5.4 (2017) per 1,000 births. The number and rate of stillbirths for male babies increased while female decreased during the same period.



Vital Statistics Malaysia, 2018

Live Births



508,685

1 baby born
per minute

58 babies born
per hour

1,394 babies born
per day

Deaths



168,168

1 death
per 3 minutes

19 deaths
per hour

461 deaths
per day

Natural Increase



340,517

2 persons
per 3 minutes

39 persons
per hour

933 persons
per day

Note: The difference is due to rounding.

LIVE BIRTHS BY SEX



246,110

(48.4%)

Female babies

262,575

(51.6%)

Male babies




107 male
babies per
100 female
babies

POPULAR NAME REGISTERED AT BIRTH



Male Babies	Ethnic	Female Babies
Muhammad Adam	Bumiputera	Ainul Mardiah
Yu Zhe	Chinese	Yu Xuan
Sharvin	Indians	Janani

TOTAL FERTILITY RATE



1.9 babies

per woman aged
15-49 years old

FIRST TIME TO BE A MOTHER



174,270
women

FIRST live births

Note: Figures refer to 2017



Vital Statistics Malaysia, 2018

MEAN AGE OF MOTHER AT FIRST LIVE BIRTHS



27.7 years

MATERNAL MORTALITY RATIO

25.0 maternal deaths
per 100,000 live births



Death of a **pregnant woman**, during
childbirth or **until 42 days after delivery**

STILLBIRTH RATE

5.4 stillbirths
per 1,000 births



Births **after 28 completed weeks or more of gestation** without any sign of life during delivery

DEATHS BY SEX

Percentage
of **male**
deaths
higher than
female.



57.4%
(96,522)



42.6%
(71,646)



Perinatal Mortality* (<7 days)

8.7 deaths per 1,000 births



Infant Mortality (<1 year)

6.9 deaths per 1,000 live
births



Neonatal Mortality (<28 days)

4.4 deaths per 1,000 live
births



Toddler Mortality (1-4 years)

0.4 deaths per 1,000
population 1-4 years



Under Five Mortality

8.4 deaths per 1,000 live births

*(including stillbirths)

Note: Figures refer to 2017

Released By:

DATO' SRI DR. MOHD UZIR MAHIDIN
CHIEF STATISTICIAN MALAYSIA
DEPARTMENT OF STATISTICS, MALAYSIA

 **DrUzir_Mahidin**   **Dr_Uzir**

#myHariBulan# #myBulan# #myTahun#

Contact person:

Ho Mei Kei
Public Relation Officer
Strategic Communication and International Division
Department of Statistics, Malaysia
Tel : +603-8885 7942
Fax : +603-8888 9248
Email : mkho[at]dosm.gov.my

Contact person:

Baharudin Mohamad
Public Relation Officer
Strategic Communication and International Division
Department of Statistics Malaysia
Tel : +603-8090 4681
Fax : +603-8888 9248
Email : baharudin[at]dosm.gov.my

Copyright ©2026 Department of Statistics Malaysia Official Portal. All Rights Reserved.