



STATISTICS ON MALAYSIA'S DIRECT INVESTMENT ABROAD, 2016

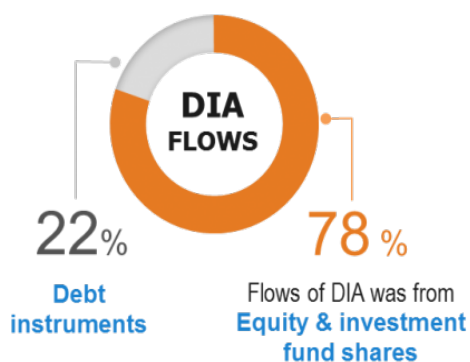


STATISTICS ON MALAYSIA'S DIRECT INVESTMENT ABROAD (DIA) **2016**

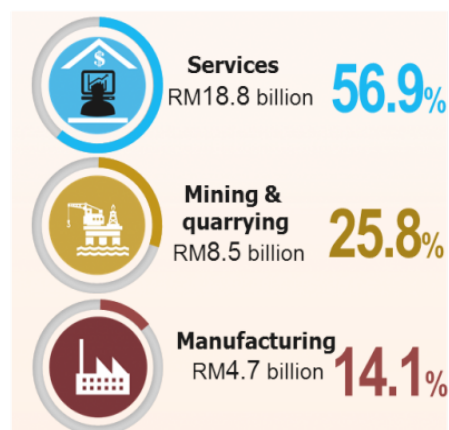
Malaysia's **DIA** posted a net outflow of **RM33.1 billion**




SHARE OF DIA FLOWS BY COMPONENT



MAIN CONTRIBUTORS OF DIA FLOWS BY SECTOR



TOP DESTINATIONS OF DIA FLOWS



Source: Department of Statistics, Malaysia

MALAYSIA'S INVESTMENT ABROAD POSTED RM33.1 BILLION

Malaysia's Direct Investment Abroad (DIA) 2016 is the first publication made available to public by Department of Statistics, covering the investment by Malaysia's parent companies which hold more than 10 per cent equity in companies abroad. In 2016, Malaysia's DIA posted a net outflow of RM33.1 billion and attained a position of RM566.0 billion as at end of 2016.

ASIA REGION WAS THE MAIN DESTINATION OF DIA FLOWS IN 2016

Malaysia's top investment regions were mainly in Asia region with RM15.0 billion, Europe RM7.8 billion and

America RM7.7 billion. Singapore was the predominant destination for Asia in 2016.

In terms of sector, Services sector was the main contributor of DIA flows with 56.9 per cent, followed by Mining & quarrying (25.8%) and Manufacturing (14.1%) sectors. Financial & insurance / takaful activities and Transportation & storage were the main contributors in Services sector.

Released By:

**THE OFFICE OF CHIEF STATISTICIAN MALAYSIA
DEPARTMENT OF STATISTICS, MALAYSIA**

#myHariBulan# #myBulan# #myTahun#

Contact person:

Ho Mei Kei

Public Relation Officer

Corporate and User Services Division

Department of Statistics, Malaysia

Tel : +603-8885 7942

Fax : +603-8888 9248

Email : mkho[at]stats.gov.my

Contact person:

Baharudin Mohamad

Public Relation Officer

Strategic Communication and International Division

Department of Statistics Malaysia

Tel : +603-8090 4681

Fax : +603-8888 9248

Email : baharudin[at]dosm.gov.my

Copyright ©2026 Department of Statistics Malaysia Official Portal. All Rights Reserved.