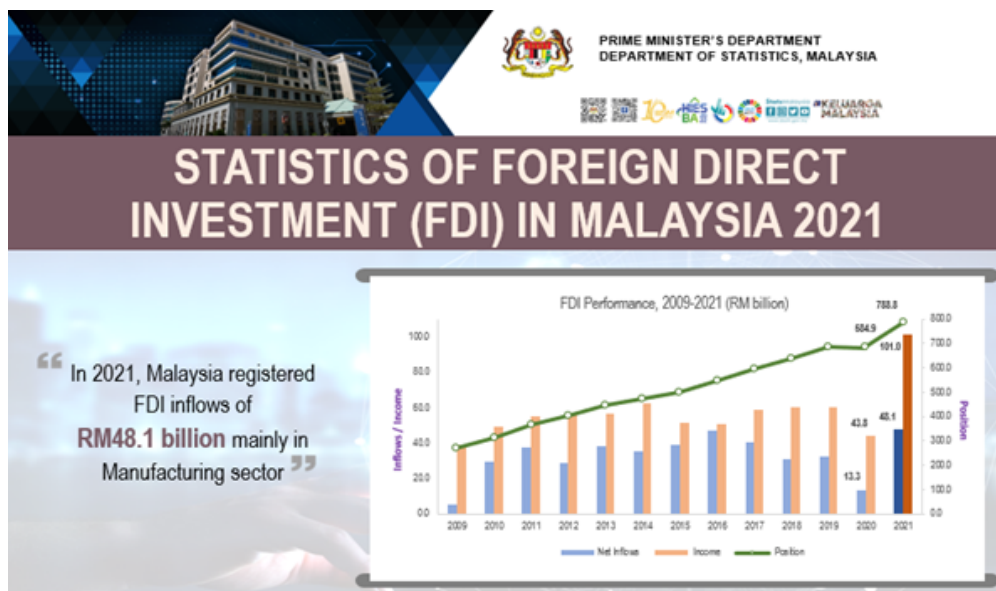


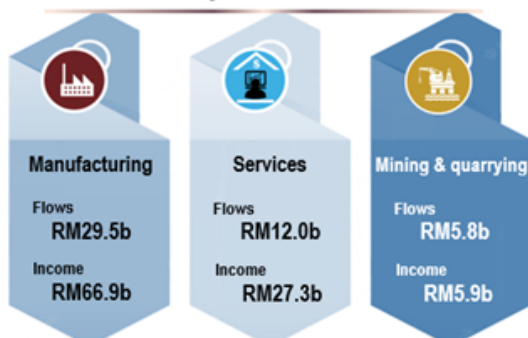


## STATISTICS OF FOREIGN DIRECT INVESTMENT IN MALAYSIA, 2021

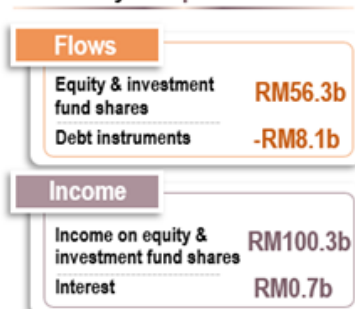
**Malaysia's FDI recorded RM48.1 billion in 2021, signalling the robust recovery ahead**



### FDI Flows and Income by Main Sector



### FDI Flows and Income by Component



### Top Investors of FDI Flows and Income



Notes: b refers to billion  
Negative value refers to net outflows

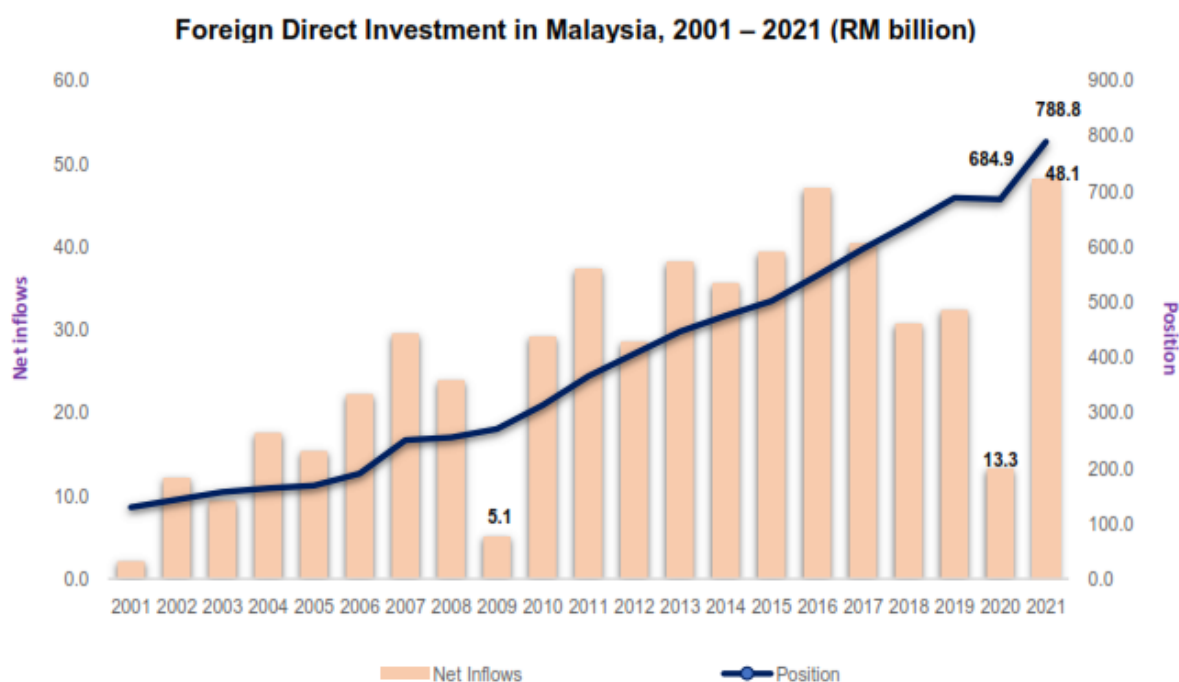
Source: Statistics of Foreign Direct Investment in Malaysia,  
Department of Statistics, Malaysia (DOSM)

Foreign Direct Investment (FDI) in Malaysia registered higher net inflow of RM48.1 billion in 2021 as compared to RM13.3 billion in the previous year following a gradual recovery in the global economy from the after effects of the COVID-19 pandemic. The increase was mainly driven by higher flows in equity and investment fund shares. In terms of position, FDI climbed to RM788.8 billion as at end of 2021 (2020: RM684.9 billion). Meanwhile, investment income rose to RM101.0 billion from RM43.8 billion in 2020.

Manufacturing sectors were the main contributors for FDI flows in 2021, followed by Services and Mining & quarrying sector. The investment in Manufacturing sector was particularly in Electrical, transport equipment and other manufacturing subsector, while Services was largely in Financial & insurance/takaful activities. Main country for FDI flows were the United States of America (USA), Singapore and the United Kingdom.

The FDI position stood at RM788.8 billion as at end of 2021, whereby Services was the largest contributor precisely in Financial & insurance/takaful and Wholesale & retail trade activities. This was followed Manufacturing sector with Electrical, transport equipment and other manufacturing as the main subsector. Singapore, Hong Kong and Japan remained as the largest investor country for FDI position.

Investment income increased to RM101.0 billion from RM43.8 billion in previous year, due to higher income earned by foreign companies in Malaysia. Manufacturing and Services were the main sectors, while investors from the USA, Singapore and the Netherlands gained the highest earnings in 2021.



The full publication of the Statistics of Foreign Direct Investment in Malaysia 2021 can be downloaded through [eStatistik](#) portal.

**Released by:**

**THE OFFICE OF CHIEF STATISTICIAN MALAYSIA  
DEPARTMENT OF STATISTICS, MALAYSIA**

**#myHariBulan# #myBulan# #myTahun#**

**Contact person:**

**Mohd Yusrizal Ab Razak**

Public Relation Officer

Strategic Communication and International Division

Department of Statistics, Malaysia  
Tel : +603-8885 7942  
Fax : +603-8888 9248  
E-mail : yusrizal.razak[at]dosm.gov.my

**Contact person:**

Baharudin Mohamad  
Public Relation Officer  
Strategic Communication and International Division  
Department of Statistics Malaysia  
Tel : +603-8090 4681  
Fax : +603-8888 9248  
Email : baharudin[at]dosm.gov.my

**Copyright ©2026 Department of Statistics Malaysia Official Portal. All Rights Reserved.**