



## SOCIAL STATISTICS BULLETIN, MALAYSIA, 2017

### INTRODUCTION

Social Statistics Bulletin, Malaysia, 2017 presents selected statistics on population, housing, health, education, employment, welfare services, public safety and communication & recreation. These fields were identified as the basic measurement of the quality of life and social well-being. Selected social statistics on health, social welfare, public safety and communication & recreation are highlighted as follows:

### A) HEALTH

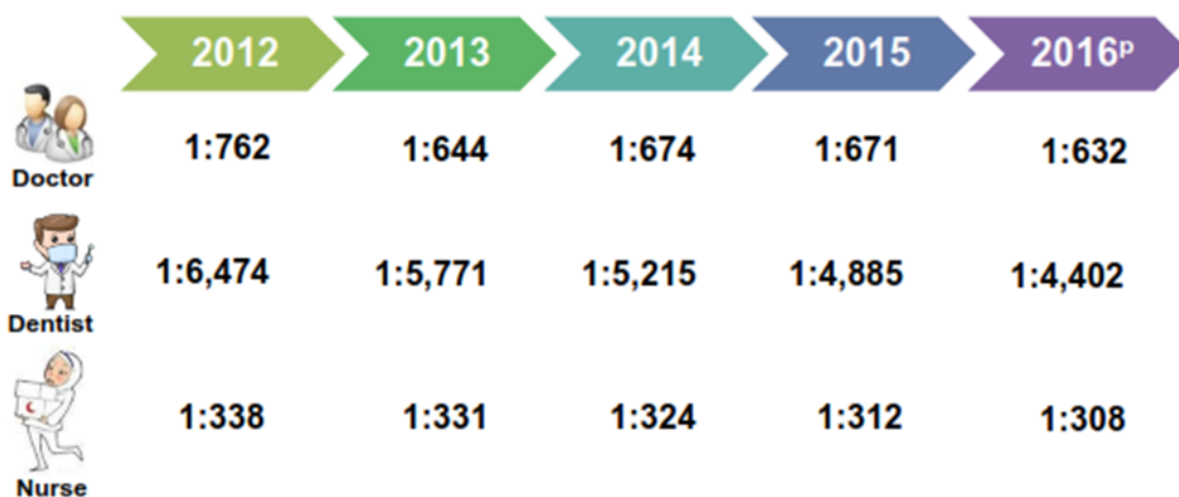
#### Doctor to Population Ratio

The number of doctors increased from 46,491 (2015) to 50,087 persons in 2016. This showed an increase of 7.7 per cent as compared to 2015. The ratio of doctor to population for 2016 was 632 persons as compared to 671 persons in 2015.

#### Dentist to Population Ratio

In 2016, the number of dentists showed an increase of 12.6 per cent from 6,384 persons in 2015 to 7,186 persons. However, the ratio of dentist to population decreased from 4,885 persons (2015) to 4,402 persons (2016).

**Diagram 1: Medical personnel to population ratio, Malaysia, 2012–2016**



Source: Ministry of Health, Malaysia

**Note:**

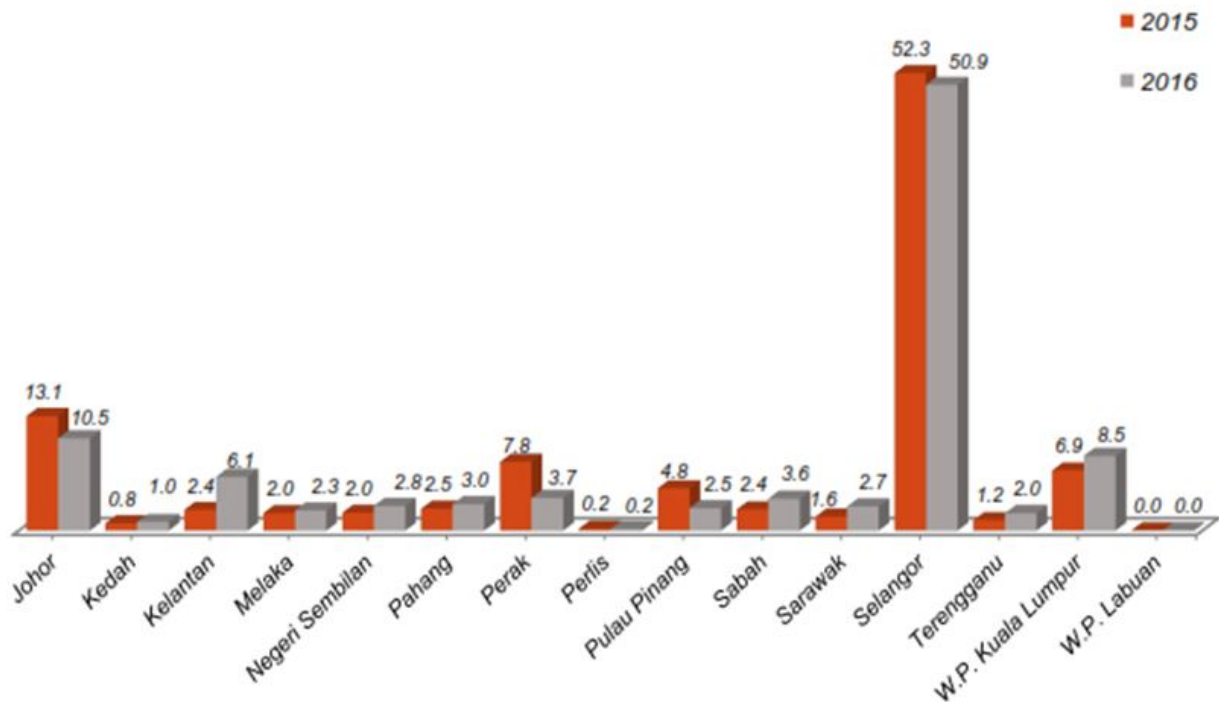
The calculation of ratio was based on the latest current population estimates by the Department of Statistics, Malaysia

<sup>P</sup> Preliminary

## Dengue Fever

In 2016, Selangor recorded the highest dengue fever of 50.9 per cent with a decrease of 1.4 per cent as compared to 2015. Besides that, three states also recorded a decrease in dengue fever cases i.e. Johor (10.5%), Perak (3.7%) and Pulau Pinang (2.5%).

**Chart 1: Percentages of dengue fever cases by state, Malaysia 2015 and 2016<sup>P</sup>**



Source: Ministry of Health, Malaysia

**Note:**

W.P. Kuala Lumpur includes W.P. Putrajaya

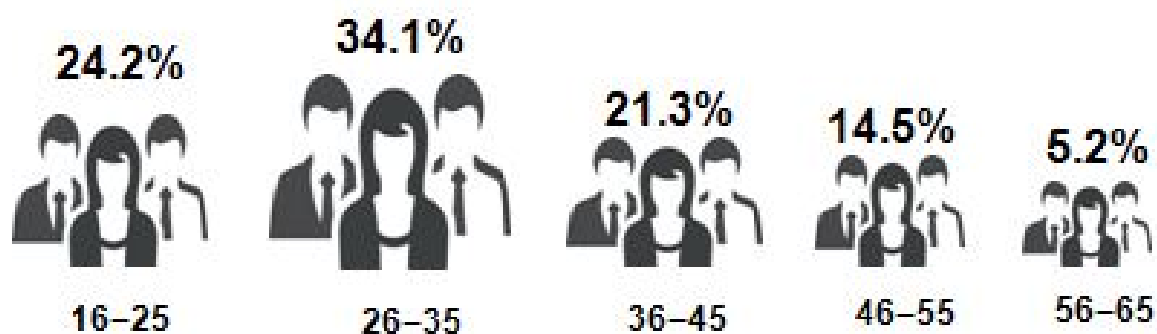
<sup>P</sup> Preliminary

## B) SOCIAL WELFARE

### Active member for Employees Provident Fund

The highest composition of active Employee Provident Fund members was in the 26 - 35 years age group at 34.1 per cent. This was followed by age groups 16 - 25 years and 36 - 45 years which recorded 24.2 and 21.3 per cent respectively.

**Diagram 2: Percentage of active member for Employee Provident Fund by age group, Malaysia, 2016**



Source: Employees Provident Fund

## C) PUBLIC SAFETY

### Road Accidents

The number of road accidents reported increased at 59,043 cases from 462,423 cases (2012) to 521,466 cases (2016). However, the number of injuries in road accidents reported showed a decrease of 5,601 cases from 17,522 (2012) to 11,921 cases (2016). Number of deaths in road accidents reported between 6,600 cases to 7,200 cases during the same period.

**Diagram 3: Number of road accidents, injuries and deaths reported, Malaysia, 2012–2015**



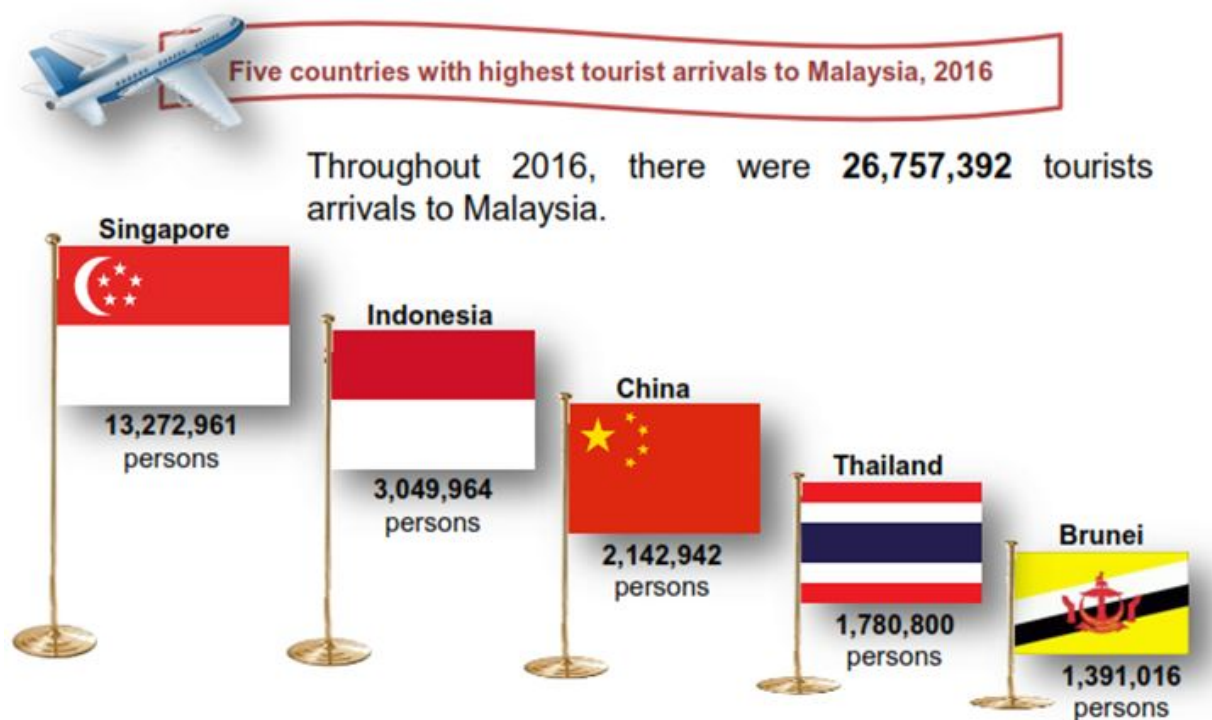
Source: Investigation and Enforcement of the Traffic Department, Royal Malaysia Police

## D) COMMUNICATION & RECREATION

### Tourist arrivals

Tourist arrivals to Malaysia in 2016 increased to 4.0 per cent from 25,721,251 persons (2015) to 26,757,392 persons (2016). In 2016, the highest percentage of tourists were from Singapore (13,272,961 persons). This was followed by tourists from Indonesia (3,049,964 persons) and China (2,142,942 persons).

**Diagram 4: Five countries with highest tourist arrivals to Malaysia, 2016**

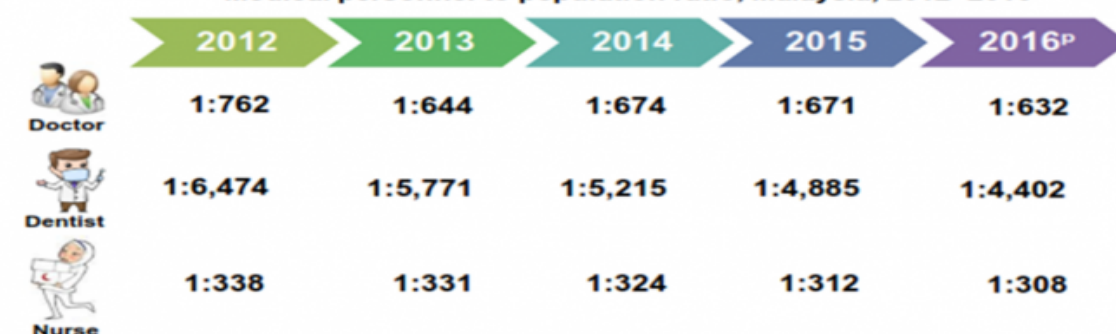


Source: Malaysia Tourism Promotion Board

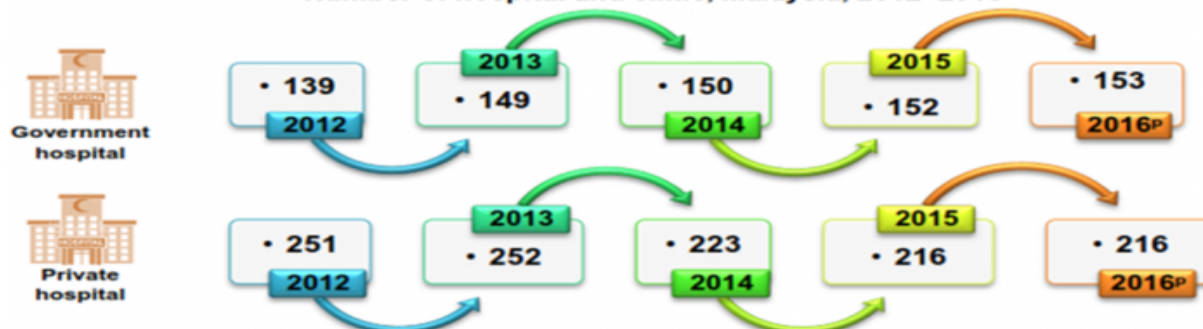


## HEALTH

### Medical personnel to population ratio, Malaysia, 2012–2016



### Number of hospital and clinic, Malaysia, 2012–2016



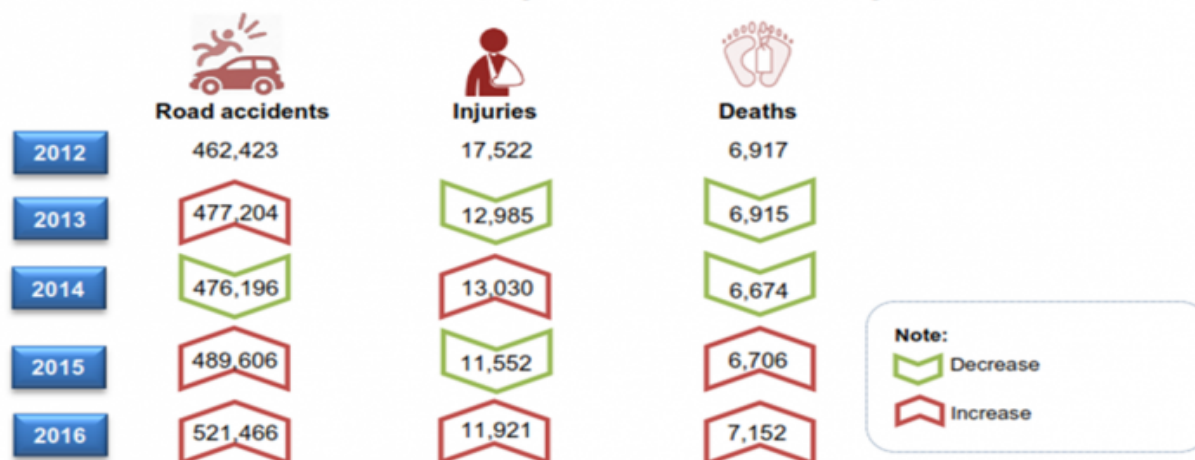
Source: Ministry of Health, Malaysia

## PUBLIC SAFETY



Number of accidents per 100,000 population increased **5.0%** in 2016 (**1,648 cases**) compared to 2015 (**1,570 cases**).

### Number of road accidents, injuries and deaths, Malaysia, 2012–2016



Source: Investigation and Enforcement of the Traffic Department, Royal Malaysia Police

**Released By:**

**THE OFFICE OF CHIEF STATISTICIAN MALAYSIA**  
**DEPARTMENT OF STATISTICS, MALAYSIA**  
**#myHariBulan# #myBulan# #myTahun#**

**Contact person:**

Ho Mei Kei  
Public Relation Officer  
Corporate and User Services Division  
Department of Statistics, Malaysia  
**Tel** : +603-8885 7942  
**Fax** : +603-8888 9248  
**Email** : mkho[at]stats.gov.my

**Contact person:**

Baharudin Mohamad  
Public Relation Officer  
Strategic Communication and International Division  
Department of Statistics Malaysia  
Tel : +603-8090 4681  
Fax : +603-8888 9248  
Email : baharudin[at]dosm.gov.my

**Copyright ©2025 Department of Statistics Malaysia Official Portal. All Rights Reserved.**