



SOCIAL STATISTICS BULLETIN, 2019

INTRODUCTION

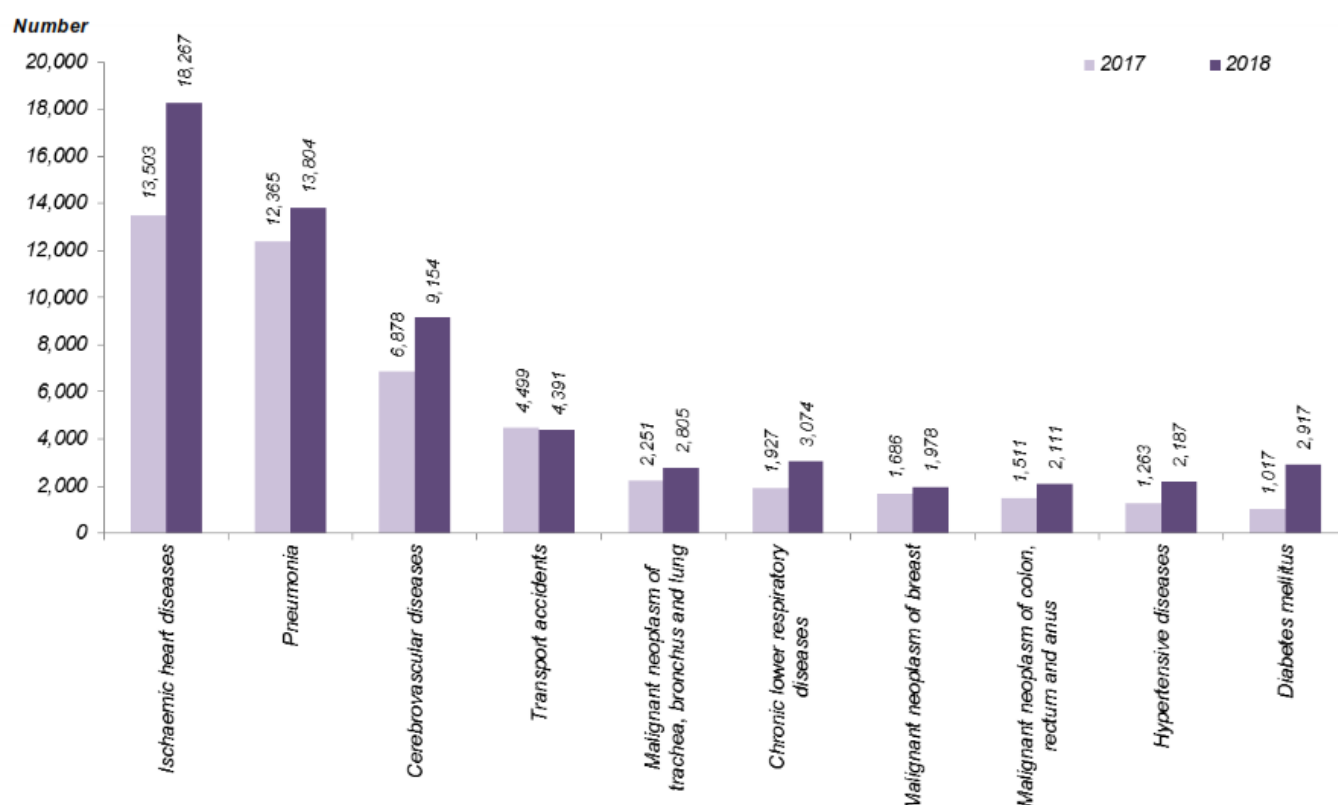
Social Statistics Bulletin, Malaysia, 2019 presents selected social statistics as the basic indicators for measuring the quality of life and well-being of the population. The main areas covered are population, housing, health, education, employment, social services, public safety and communication & recreation. Selected social statistics on health, education, public safety and communication & recreation are highlighted as follows:

A. HEALTH

Diabetes mellitus was among the ten principal causes of death in 2018

Diabetes mellitus was among the ten principal medically certified causes of death in 2018. Hypertensive diseases showed the highest percentage increase of 73.2 per cent. This was followed by Chronic lower respiratory diseases (59.5%) and Malignant neoplasm of colon, rectum and anus (39.7%). Meanwhile, Transport accidents recorded a decline of 2.4 per cent to 4,391 deaths from 4,499 deaths (2017).

Chart 1: Ten principal causes of death (medically certified), Malaysia, 2017 and 2018



B. EDUCATION

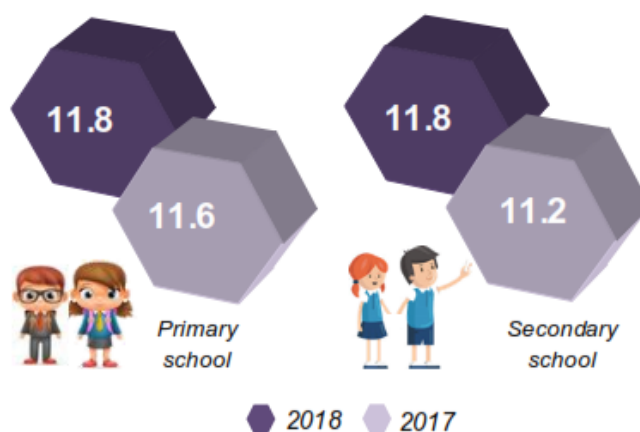
Student Teacher Ratio

Number of primary and secondary pupils in 2018 increased 0.7 per cent to 2,734.8 thousand and 3.1 per cent to 2,185.3 thousand respectively as compared to the previous year. Meanwhile, number of primary and secondary teachers declined, 0.5 per cent to 232.4 thousand and 2.2 per cent to 184.4 thousand. Teachers were attending more students in 2018. This is shown by the increasing pupil teacher ratio from 11.6 (2017) to 11.8 (2018) for primary school and 11.2 (2017) to 11.8 (2018) for secondary school.

Table 1: Number of pupils and teachers, Malaysia, 2017 and 2018

	Primary school		Secondary school	
	2017	2018	2017	2018
Pupil	2,717,168	2,734,838	2,119,669	2,185,294
Teacher	233,698	232,449	188,664	184,437

Exhibit 1: Pupil teacher ratio, Malaysia, 2017 and 2018



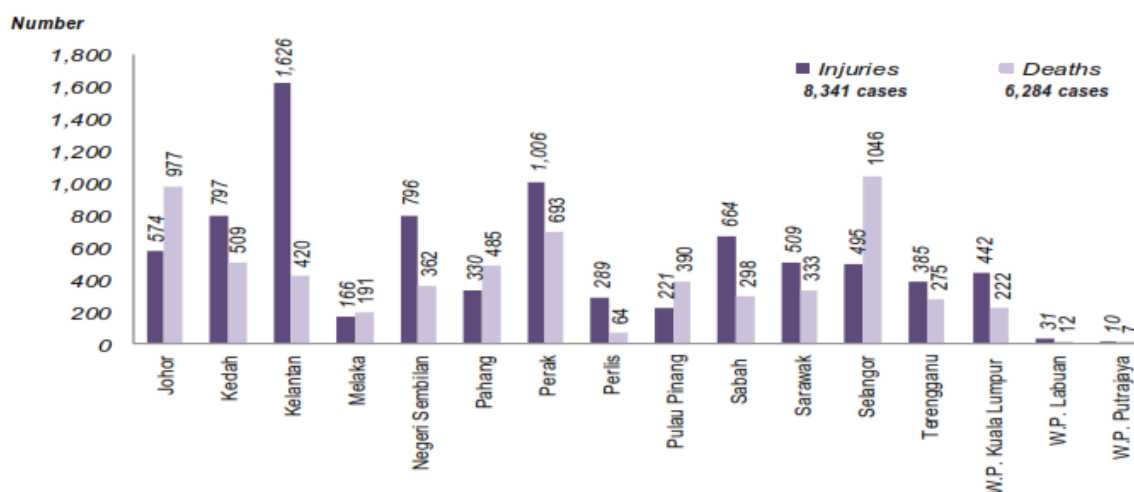
Data source: Ministry of Education Malaysia

C. PUBLIC SAFETY

Selangor recorded the highest number of deaths for road accident in 2018

Road accidents reported to the Royal Malaysia Police in 2018 were 548,598 cases and only 1.1 per cent involved deaths. Selangor recorded the highest number of deaths in road accidents with 1,046 cases, while Kelantan recorded the highest number of injuries in road accidents with 1,626 cases. W.P Putrajaya recorded the lowest injuries and deaths cases with 10 cases and 7 cases respectively.

Chart 2: Deaths and injuries in road accident reported by state, Malaysia, 2018



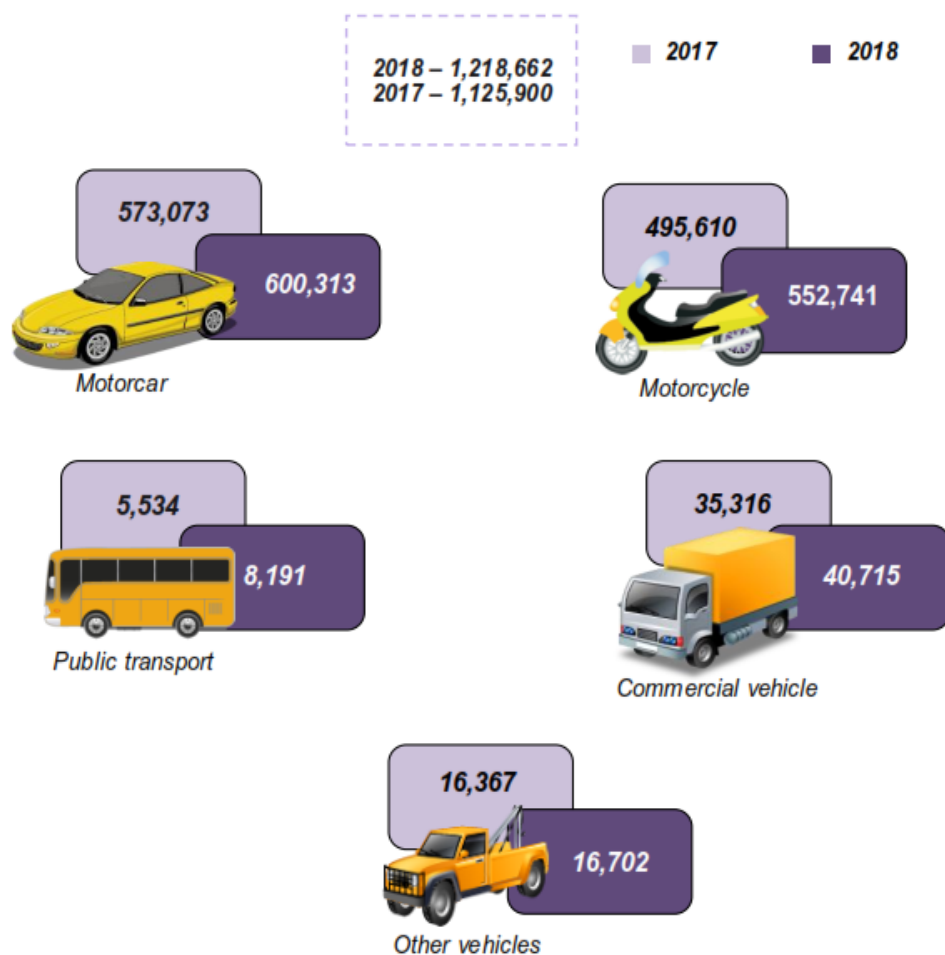
Data source: Investigation and Enforcement of Traffic Department, Royal Malaysia Police

D. COMMUNICATION & RECREATION

Public transport registration recorded the highest growth rate in 2018

New registration of motor vehicle recorded an increase of 8.2 per cent in 2018 to 1,218,662 registrations as against 1,125,900 registrations in 2017. The highest increase was contributed by public transports (48.0%), followed by commercial vehicle (15.3%) and motorcycle (11.5%).

Exhibit 2: New registration of motor vehicle by type, Malaysia, 2017 and 2018



Data source: Road Transport Department Malaysia

Appendix 1: Selected Social Statistics, Social Statistics Bulletin, 2019



Department of Statistics Malaysia
<https://www.dosm.gov.my>



Social Statistics Bulletin, 2019



Population (2019)^e

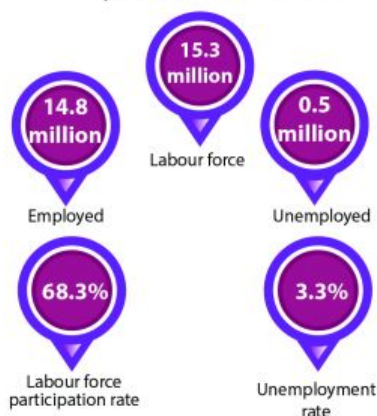


^e Estimate



Employment (2018)

Principal statistics of labour force



Education (2018)

Number of schools, teachers and pupils



■ Primary school
 ■ Secondary school
 Data source: Ministry of Education



Public safety (2018)

Road accidents



Data source: Royal Malaysia Police



Housing (2018)

Existing stock of residential units



Data Source: Residential property stock report, NAPIC, Valuation and Property Services Department, Ministry of Finance, Malaysia



Communication & recreation (2018)

Motor vehicles registered and road length



^a Refers to federal and state road

Data source: Road Transport Department and Public Works Department

The detailed information regarding this report can be accessed through the e-Statistik application in the website of Department of Statistics, Malaysia, www.dosm.gov.my.

Released By:

DATO' SRI DR. MOHD UZIR MAHIDIN
CHIEF STATISTICIAN MALAYSIA
DEPARTMENT OF STATISTICS, MALAYSIA

 **DrUzir_Mahidin**   **Dr_Uzir**

#myHariBulan# #myBulan# #myTahun#

Contact person:

Rohaida binti Mohamad

Public Relation Officer

Strategic Communication and International Division

Department of Statistics, Malaysia

Tel : +603-8885 7942

Fax : +603-8888 9248

Email : [rohaida.mohamad\[at\]dosm.gov.my](mailto:rohaida.mohamad[at]dosm.gov.my)

Contact person:

Baharudin Mohamad

Public Relation Officer

Strategic Communication and International Division

Department of Statistics Malaysia

Tel : +603-8090 4681

Fax : +603-8888 9248

Email : [baharudin\[at\]dosm.gov.my](mailto:baharudin[at]dosm.gov.my)

Copyright ©2026 Department of Statistics Malaysia Official Portal. All Rights Reserved.