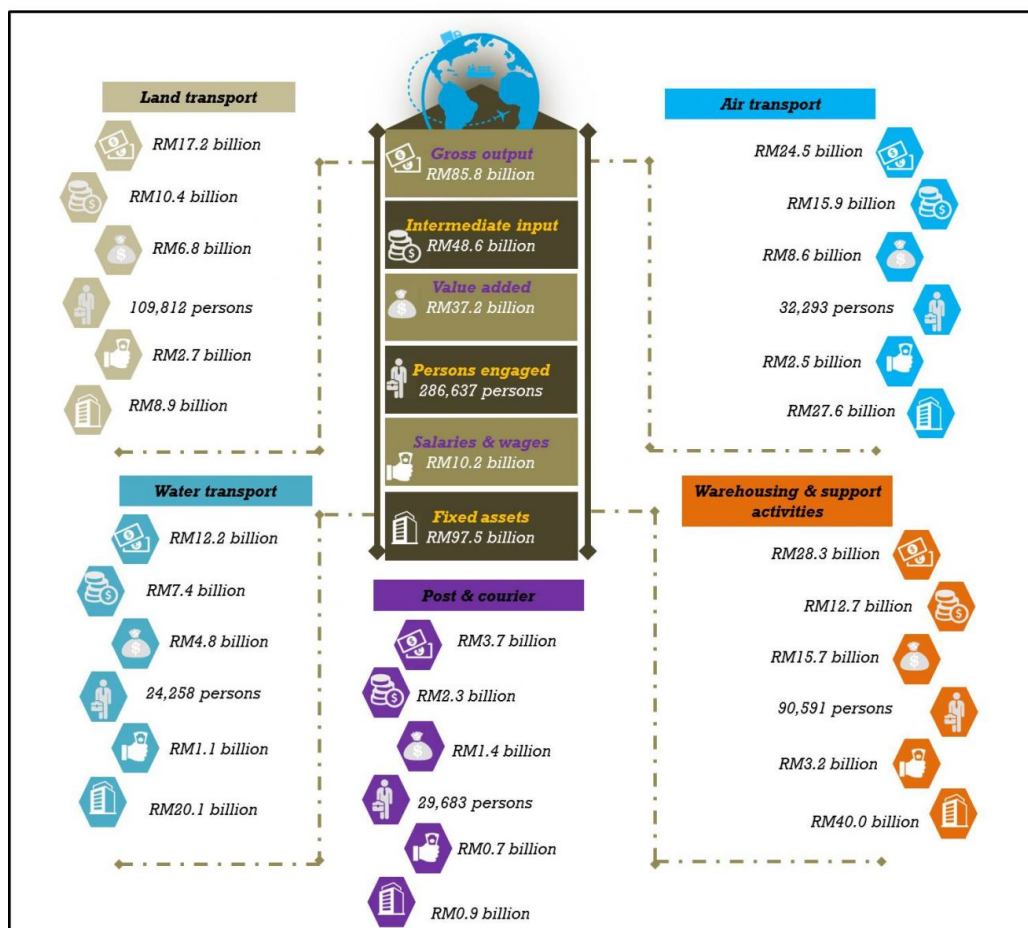




SERVICES STATISTICS ON TRANSPORTATION AND STORAGE 2015

SNAPSHOT OF TRANSPORTATION AND STORAGE 2014



INTRODUCTION

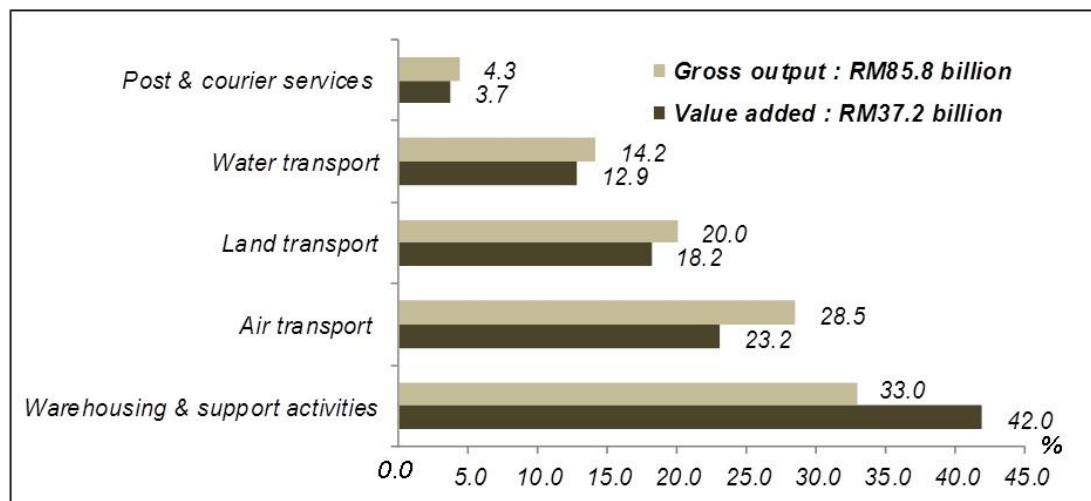
This report presents statistics on transportation and storage services which encompasses land transport, water transport, air transport, warehousing & support activities and post & courier services. The statistics presented were compiled based on the Survey of Services Establishments conducted in 2015 for reference year 2014.

PERFORMANCE OF TRANSPORTATION AND STORAGE SERVICES BY ACTIVITY

Transportation and storage services recorded the **gross output** of RM85.8 billion in 2014. This services was mainly attributed to warehousing & support activities with the largest share of output RM29.3 billion (34.1%). This was followed by air transport, RM23.5 billion (27.4%) and land transport amounted RM17.2 billion (20.0%).

Value added generated in 2014 was RM37.2 billion. A total of 47.4 per cent was contributed by the warehouse & support activities with a value of RM17.6 billion. This was followed by air transport, RM6.9 billion (20.0%) and land transport, RM5.7 billion (15.4%). Chart 1 shows the percentage of gross output and value added by activity.

Chart 1 : Percentage distribution of gross output and value added by activity, 2014

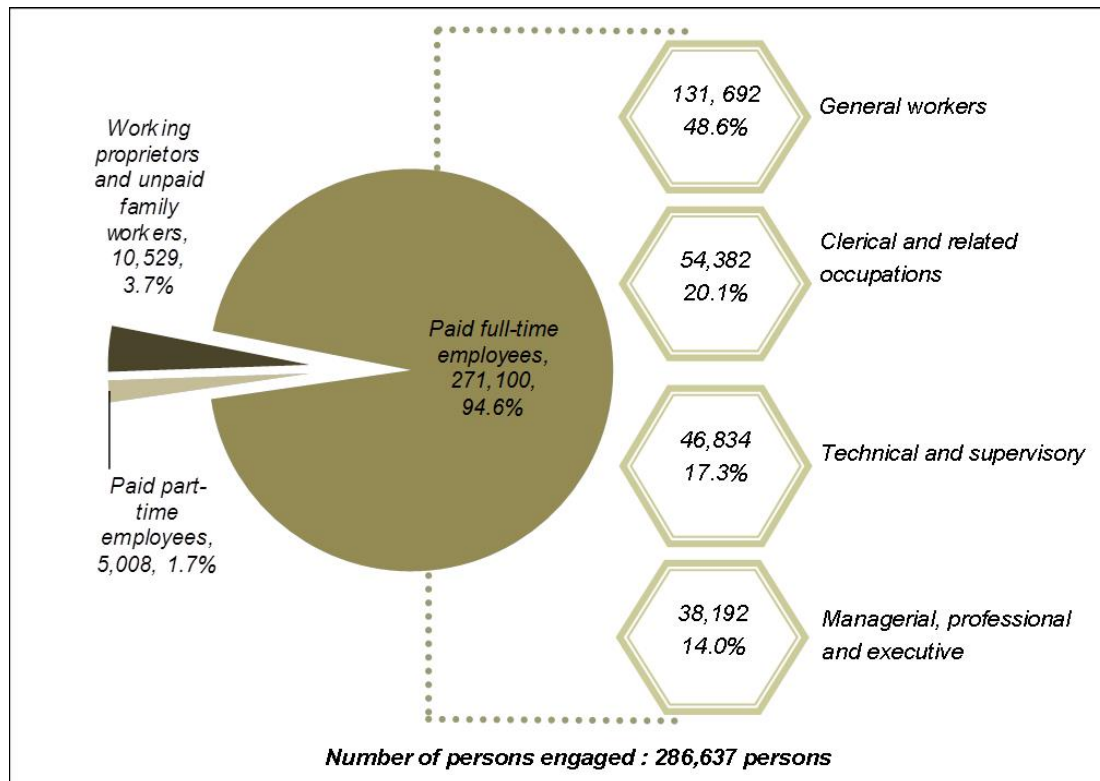


Value of fixed assets owned in 2014, was RM97.5 billion. Warehousing & support activities recorded the highest value of fixed assets, RM40.0 billion (41.0%). This was followed by air transport RM27.6 billion (28.3%) and water transport RM20.1 billion (20.6%).

Total number of persons engaged in transportation and storage services was 286,637 persons. Land transport recorded the highest number of persons engaged, 109,812 persons (38.3%) followed by warehousing & support activities, 90,591 persons (31.6%) and air transport, 32,293 persons (11.3%).

The number of working proprietors, active business partners and unpaid family workers registered a total of 10,529 persons (3.7%) and paid part time employees, 5,008 persons (1.7%). A total of 271,100 persons (94.6%) was full-time employees. Out of the total paid full-time employees, general workers constituted the highest number of 131,692 persons (48.6%) followed by clerical and related occupations, 54,382 persons (20.1%). Chart 2 shows the total number of persons engaged by category of workers.

Chart 2 : Total number of persons engaged by category of workers, 2014



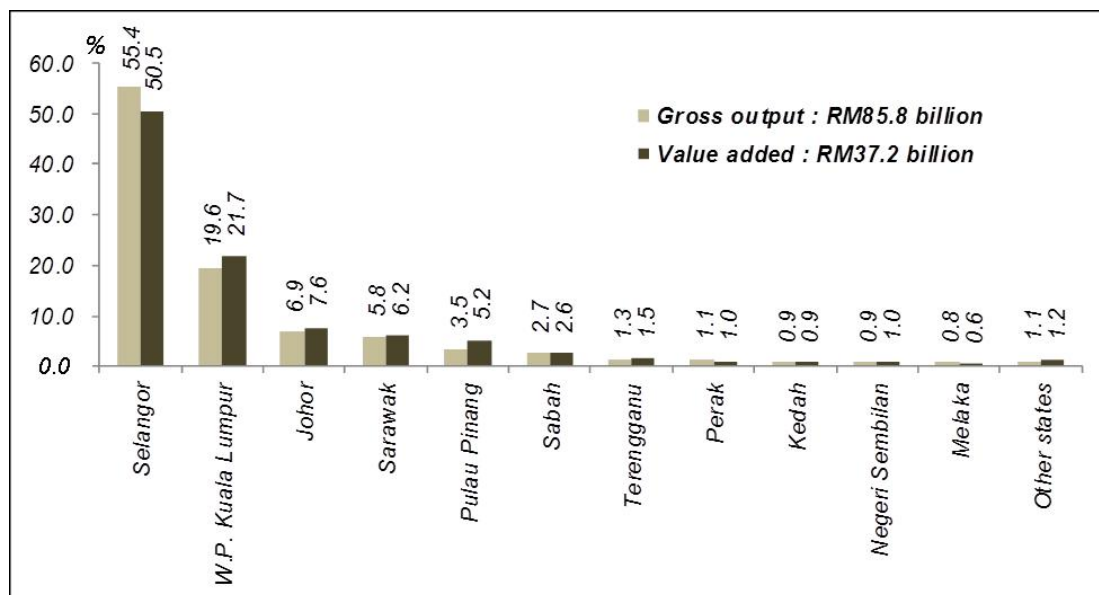
The number of male employees in transportation and storage services was 22,065 persons (76.8%) as compared with female employees, 66,572 persons (23.2%). Male employees were dominant in all category of workers except for clerical and related occupations.

Total salaries & wages disbursed in 2014 was RM10.2 billion. Warehousing & support activities recorded the highest salaries & wages with RM3.2 billion (31.5%), followed by land transport RM2.7 billion (26.1%) and air transport, RM2.5 billion (24.8%). The average monthly salary per employee in the transportation and storage services was RM3,091.

PERFORMANCE BY STATE

Chart 3 below shows the percentage distribution of gross output and value added by state. Selangor recorded the highest percentage of gross output and value added, RM47.6 billion (55.4%) and RM18.7 billion (50.5%). This was followed by W.P Kuala Lumpur (RM16.8 billion (19.6%), RM1.3 billion (21.7%)) and Johor (RM5.9 billion (6.9%), RM2.8 billion (7.6%)). These three main states constituted 82.0 per cent and 80.0 per cent gross output and value added respectively.

Chart 3 : Percentage distribution of gross output and value added by state, 2014

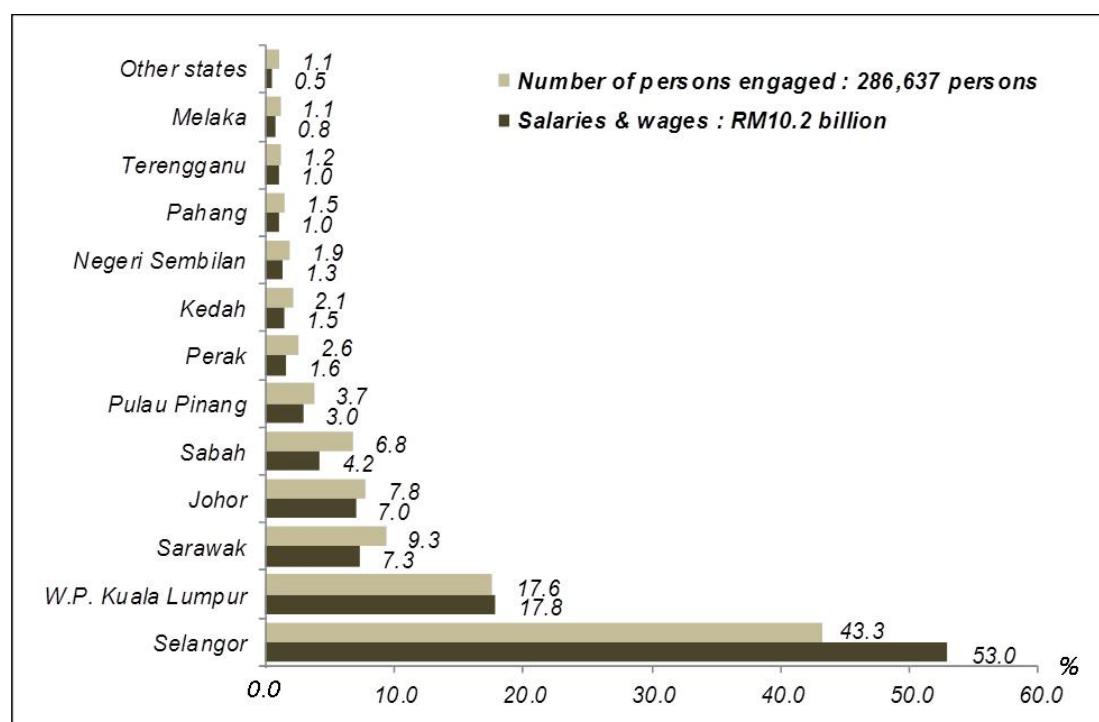


Note: Other states refer to Pahang, W.P Labuan, W.P Putrajaya,

Kelantan and Perlis

Selangor recorded the highest number of persons engaged, 123,995 persons (43.3%) followed by W.P Kuala Lumpur, 50,504 persons (17.6%). Similarly, the biggest amount of salaries & wages of RM5.4 billion (53.0%) in Selangor and followed by W.P Kuala Lumpur, RM1.8 billion (17.8%) as shown in Chart 4.

Chart 4 : Percentage distribution number of persons engaged and salaries & wages by state, 2014



Note: Other states refer to W.P Labuan, W.P Putrajaya, Kelantan and

Perlis

The detailed information regarding this report can be accessed through [eStatistik](#) application in the portal of Department of Statistics Malaysia.

Released By:

THE OFFICE OF CHIEF STATISTICIAN MALAYSIA

DEPARTMENT OF STATISTICS, MALAYSIA

30 June 2016

Contact person:

Ho Mei Kei

Public Relation Officer

Corporate and User Services Division

Department of Statistics, Malaysia

Tel : +603-8885 7942

Fax : +603-8888 9248

Email : mkho[at]stats.gov.my

Contact person:

Baharudin Mohamad

Public Relation Officer

Strategic Communication and International Division
Department of Statistics Malaysia
Tel : +603-8090 4681
Fax : +603-8888 9248
Email : baharudin[at]dosm.gov.my

Copyright ©2026 Department of Statistics Malaysia Official Portal. All Rights Reserved.