



QUARTERLY CONSTRUCTION STATISTICS, THIRD QUARTER 2016


PERFORMANCE OF THE CONSTRUCTION SECTOR THIRD QUARTER 2016

The value of construction work grew **10.7%** as compared to the third quarter of 2015



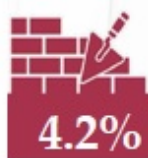
19.3%

Civil Engineering



16.4%

Residential



4.2%

Special Trades Activities



-1.4%

Non-Residential

Supported by double digit growth in Civil engineering and Residential

The value of construction work reached **RM31.9 billion**



Civil Engineering
RM11.1 billion



Non-Residential
RM9.8 billion



Residential
RM9.6 billion



Special Trades Activities
RM1.4 billion

Source: Quarterly Construction Statistics, Third Quarter 2016,
Department of Statistics, Malaysia

Performance of the construction sector

The value of construction work done grew by 10.7 per cent year-on-year basis to record RM31.9 billion in the third quarter 2016. Growth was driven mainly by the Civil engineering sub-sector. While, on quarter-on-quarter basis, the value of construction work done increased by 4.9 per cent as compared to the previous quarter. The performance of the construction sector is depicted in Table A.

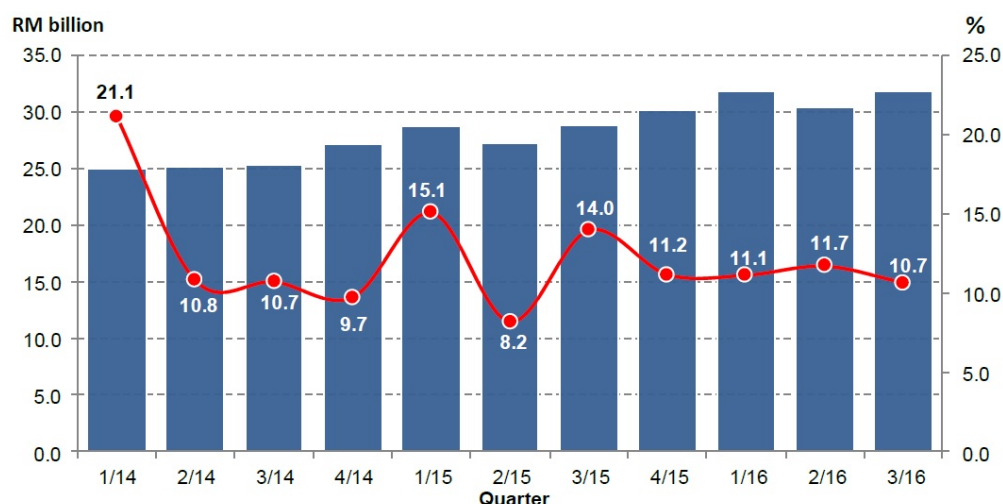
Table A : Performance of the construction sector

Quarter	No. of projects *	Value of construction work done (RM million)	Percentage change (%)	
			(QoQ)	(YoY)
3/2016	9,725	31,910	4.9	10.7
2/2016	9,983	30,427	-4.7	11.7
3/2015	9,883	28,834	5.9	14.0

* The number of projects refers to the cumulative active project in the quarterly construction survey. These include for ongoing and new projects registered with CIDB.

The construction sector continued to record a positive growth since the first quarter of 2014 as shown in Chart 1.

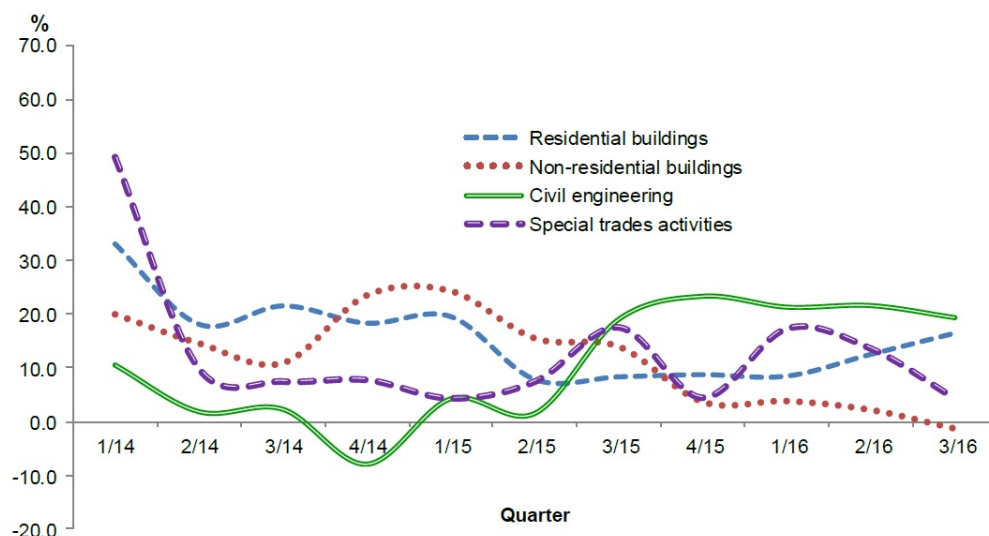
Chart 1 : Value work done and annual percentage change, Q1 2014 - Q3 2016



Construction by type of activity


The highest growth was contributed by the Civil engineering sub-sector with 19.3 per cent, followed by Residential buildings (16.4%) and Special trades activities (4.2%). Meanwhile, the Non-residential buildings sub-sector registered a negative growth of 1.4 per cent in the third quarter 2016. (Chart 2).

Chart 2 : Annual percentage change by type of activity, Q1 2014 - Q3 2016



The Civil engineering sub-sector contributed 34.9 per cent to the total value of construction work done, followed by Non-residential buildings (30.7%), Residential buildings (30.0%) and Special trades activities (4.4%) as shown in Chart 3.

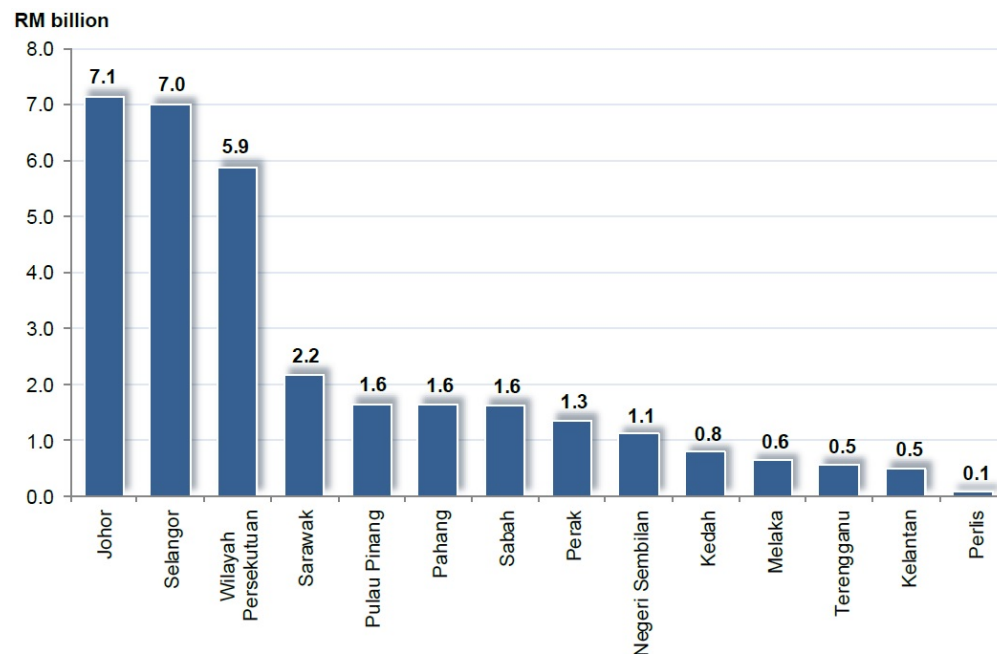
Chart 3 : Percentage share value of construction work done by type of activity, Q3 2016



Value of construction work done by location of project

Johor recorded the highest value of construction work done of RM7.1 billion or 22.3 per cent share among the states. This was followed by Selangor, RM7.0 billion (21.9%); Wilayah Persekutuan, RM5.9 billion (18.4%) and Sarawak, RM2.2 billion(6.8%). The contribution of these states accounted for 69.4 per cent of the total value of construction work done as shown in Chart 4.

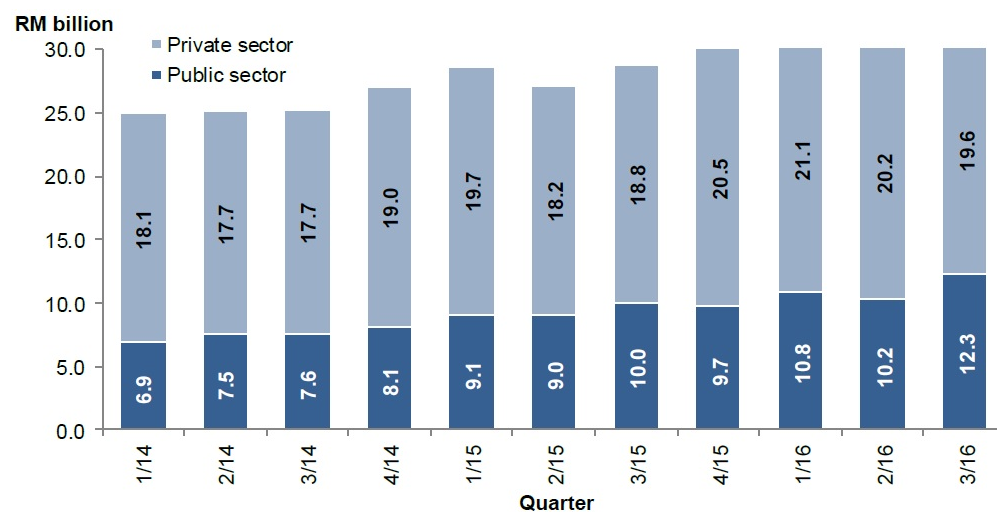
Chart 4 : Value of construction work done by location of project, Q3 2016



Construction by project owner

The value of construction work done continued to be dominated by the private sector. The private and the public sectors recorded RM19.6 billion and RM12.3 billion respectively in the third quarter of 2016 as shown in Chart 5.

Chart 5 : Value of construction work done by project owner, Q1 2014 - Q3 2016



*Notes:

Data for third quarter 2016 is provisional. The data will be updated based on the latest available

figures and subsequently published in the publication fourth quarter 2016.

Released By:

**THE OFFICE OF CHIEF STATISTICIAN MALAYSIA
DEPARTMENT OF STATISTICS, MALAYSIA
#myHariBulan# #myBulan# #myTahun#**

Contact person:

Ho Mei Kei
Public Relation Officer
Corporate and User Services Division
Department of Statistics, Malaysia
Tel : +603-8885 7942
Fax : +603-8888 9248
Email : mkho[at]stats.gov.my

Contact person:

Baharudin Mohamad
Public Relation Officer
Strategic Communication and International Division
Department of Statistics Malaysia
Tel : +603-8090 4681
Fax : +603-8888 9248
Email : baharudin[at]dosm.gov.my

Copyright ©2026 Department of Statistics Malaysia Official Portal. All Rights Reserved.