



## QUARTERLY CONSTRUCTION STATISTICS, THIRD QUARTER 2015

### Performance of the construction sector

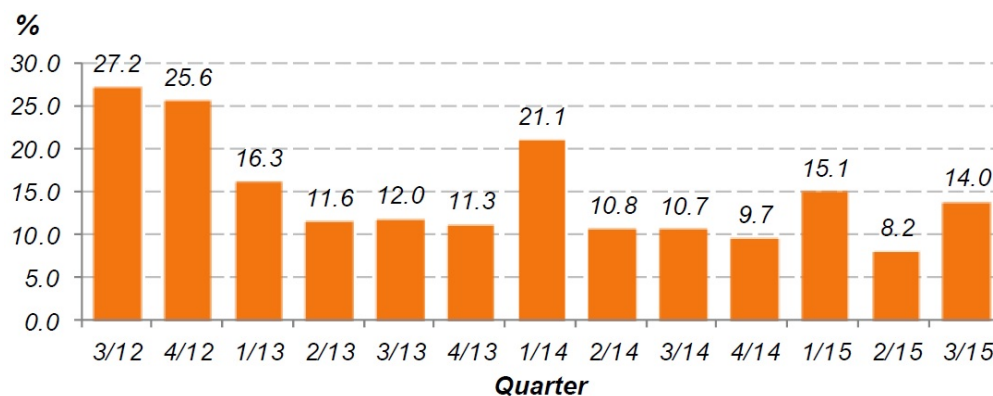
The total value of construction work done in the third quarter 2015 recorded a growth of 14.0 per cent year-on-year to RM28.8 billion mainly driven by the civil engineering sub-sector. The quarter-on-quarter percentage change showed a growth of 5.9 per cent as compared to the previous quarter as shown in Table A.

**Table A : Performance of the construction sector**

Quarter	No. of projects	Value of construction work done (RM million)	Percentage change (%)	
			(QoQ)	(YoY)
Q3 / 2015	9,883	28,834	5.9	14.0
Q2 / 2015	10,074	27,239	-5.2	8.2
Q3 / 2014	9,835	25,301	0.5	10.7

As illustrated in Chart 1, the construction sector continued to record a positive growth since the third quarter of 2012.

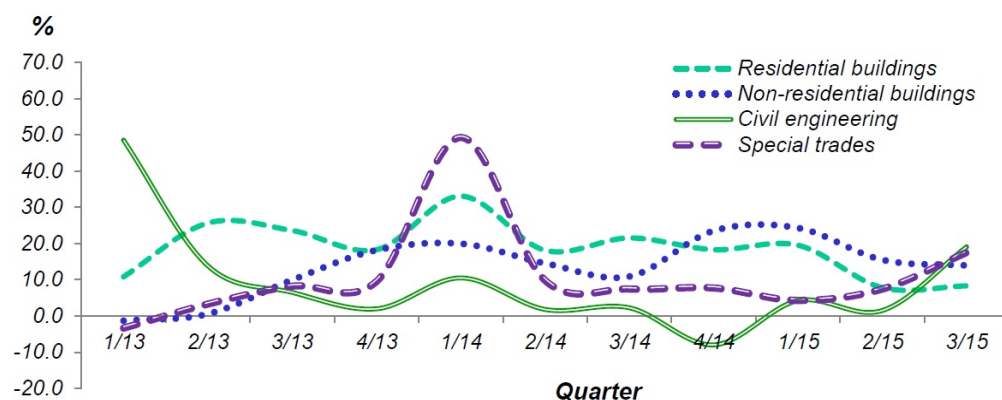
**Chart 1 : Annual percentage change, Q3 2012 - Q3 2015**



## Construction activity by type

Chart 2 illustrates the growth of construction work done by type of construction activity for the period of first quarter 2013 to third quarter 2015. The highest growth was contributed by civil engineering sub-sector which recorded 19.0 per cent in third quarter 2015. This was followed by special trades sub-sector (17.5%), non-residential buildings (13.9%) and residential buildings (8.3%).

**Chart 2 : Annual percentage change by type of activity, Q1 2013 - Q3 2015**



In the third quarter 2015, the highest percentage share contributed by non-residential buildings sub-sector which recorded 34.5 per cent. This was followed by civil engineering sub-sector (32.4%), residential buildings (28.5%), and special trades (4.6%) as shown in Table B.

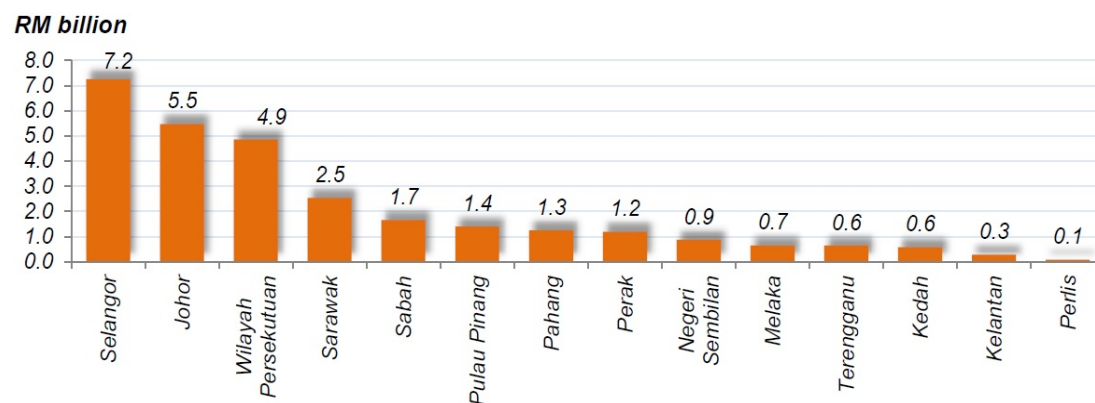
**Table B : Value of construction work done by type of activity, Q3 2014 - Q3 2015**

Quarter	Construction work done									
	Total		Residential buildings		Non-residential buildings		Civil engineering		Special trades	
	RM million	%	RM million	%	RM million	%	RM million	%	RM million	%
Q3 / 15	28,834	100.0	8,227	28.5	9,937	34.5	9,330	32.4	1,340	4.6
Q2 / 15	27,239	100.0	8,253	30.3	9,418	34.6	8,288	30.4	1,280	4.7
Q1 / 15	28,741	100.0	8,606	29.9	10,006	34.8	8,753	30.5	1,376	4.8
Q4 / 14	27,099	100.0	8,059	29.7	9,382	34.6	8,285	30.6	1,373	5.1
Q3 / 14	25,301	100.0	7,598	30.0	8,724	34.5	7,838	31.0	1,141	4.5

## Value of construction work done by location of project

In the current quarter, Selangor continued to record the highest value of construction work done of RM7.2 billion or 25.1 per cent among the states. This was followed by Johor, RM5.5 billion (19.0%); Wilayah Persekutuan, RM4.9 billion (16.8%); Sarawak, RM2.5 billion (8.8%) and Sabah, RM1.7 billion (5.8%). The contribution of these five states accounted for 75.5 per cent of the total value of construction work done as shown in Chart 3.

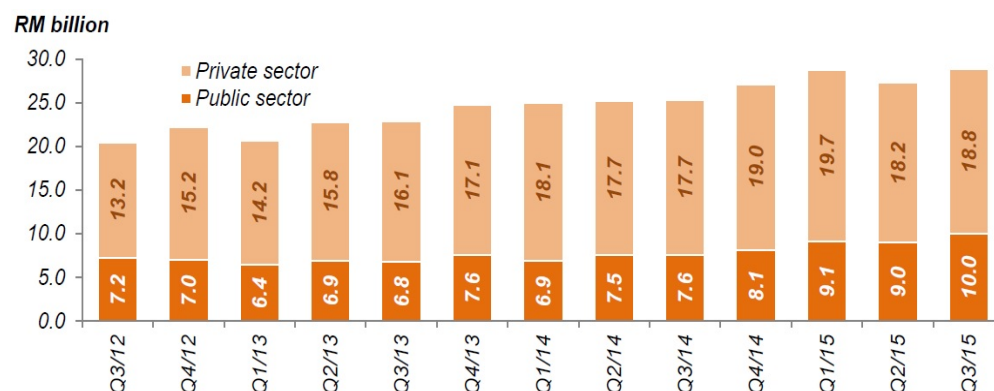
**Chart 3 : Value of construction work done by location of project, Q3 2015**



## Construction by project owner

In terms of the value of construction work done by project owner, private sector contribute RM18.8 billion (65.4%) and the public sector, RM10.0 billion (34.6%) in the third quarter 2015 as shown in Chart 4.

**Chart 4 : Value of construction work done by project owner, Q3 2012 - Q3 2015**



### \*Notes:

Data for third quarter 2015 is provisional. The data will be updated based on the latest available figures and subsequently published in the publication fourth quarter 2015.

### Released By:

**THE OFFICE OF CHIEF STATISTICIAN MALAYSIA**  
**DEPARTMENT OF STATISTICS, MALAYSIA**  
**#myHariBulan# #myBulan# #myTahun#**

### Contact person:

Norrita binti Amran  
Public Relation Officer  
Corporate and User Services Division

Department of Statistics, Malaysia

**Tel :** +603-8885 7942

**Fax :** +603-8888 9248

**Email :** mkho[at]stats.gov.my

**Contact person:**

Baharudin Mohamad

Public Relation Officer

Strategic Communication and International Division

Department of Statistics Malaysia

Tel : +603-8090 4681

Fax : +603-8888 9248

Email : baharudin[at]dosm.gov.my

**Copyright ©2026 Department of Statistics Malaysia Official Portal. All Rights Reserved.**