



## QUARTERLY CONSTRUCTION STATISTICS, SECOND QUARTER 2016

### PERFORMANCE OF THE CONSTRUCTION SECTOR SECOND QUARTER 2016



The value of Construction Work reached **RM30.4 billion** in the second quarter 2016



Civil Engineering  
**RM10.1 billion**



Non-Residential  
**RM9.6 billion**



Residential  
**RM9.3 billion**



Special Trades Activities  
**RM1.5 billion**

Source: Quarterly Construction Statistics, Second Quarter 2016,  
Department of Statistics, Malaysia

## Performance of the construction sector

The value of construction work done grew by 11.7 per cent year-on-year basis to record RM30.4 billion in the second quarter 2016. Growth was driven mainly by the civil engineering sub-sector. On a quarter-on-quarter basis, the value of construction work done contracted by 4.7 per cent as compared to the preceding quarter. The decline in growth was due to a slowdown in non-residential buildings sub-sector. The performance of the construction sector is depicted in Table A.

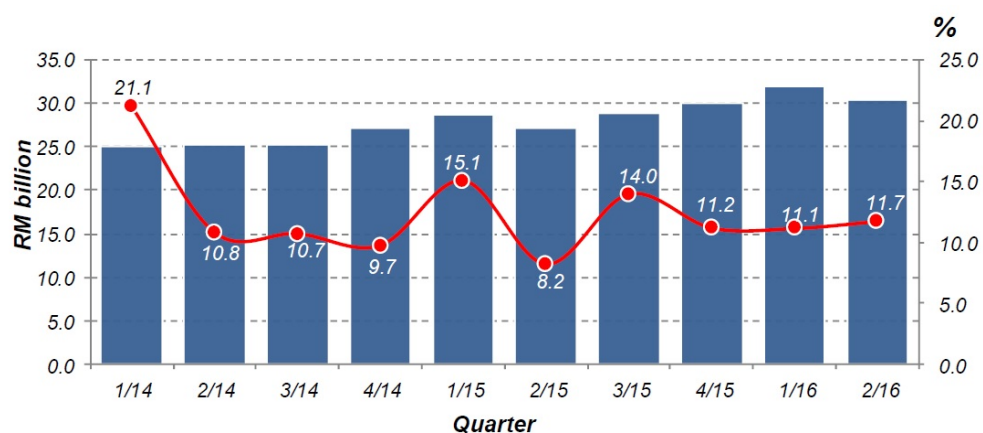
**Table A : Performance of the construction sector**

Quarter	No. of projects *	Value of construction work done (RM million)	Percentage change (%)	
			(QoQ)	(YoY)
2/2016	9,983	30,427	-4.7	11.7
1/2016	10,043	31,941	6.0	11.1
2/2015	10,074	27,239	-5.2	8.2

\* The number of projects refers to the cumulative active project in the quarterly construction survey. These include for ongoing and new projects registered with CIDB.

The construction sector continued to record a positive growth since the first quarter of 2014 as shown in Chart 1.

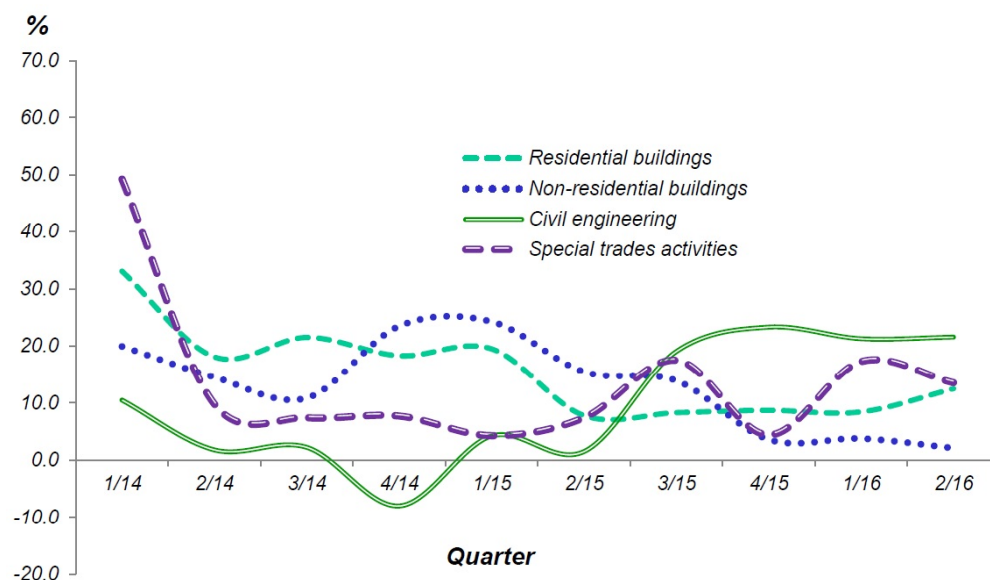
**Chart 1 : Value work done and annual percentage change, Q1 2014 - Q2 2016**



## Construction by type of activity


The highest growth was contributed by the civil engineering sub-sector with 21.6 per cent, followed by the special trades activities (13.5%), residential buildings (12.5%) and non-residential buildings (2.1%) as shown in Chart 2.

**Chart 2 : Annual percentage change by type of activity, Q1 2014 - Q2 2016**



The civil engineering sub-sector recorded the highest percentage share of value of construction work done with 33.1 per cent. This was followed by non-residential buildings (31.6%), residential buildings (30.5%) and special trades activities (4.8%) as shown in Chart 3.

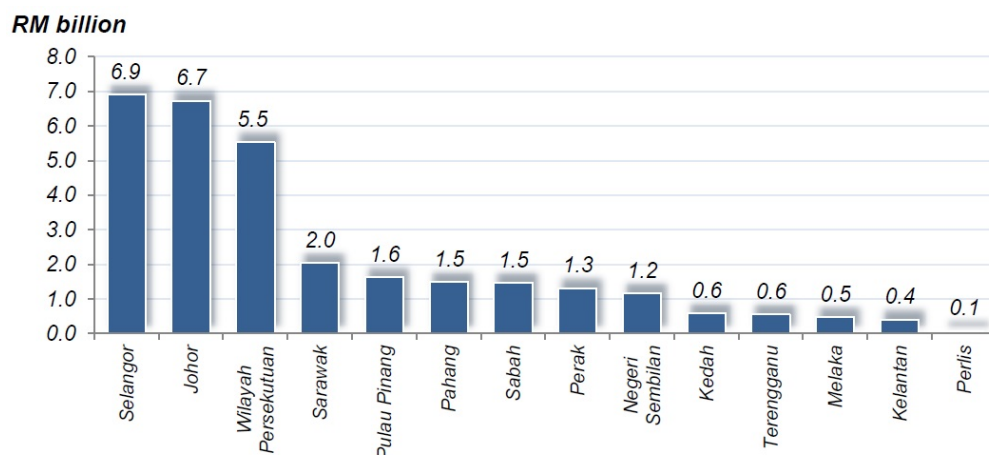
**Chart 3 : Percentage share value of construction work done by type of activity, Q2 2016**



## Value of construction work done by location of project

Selangor recorded the highest value of construction work done of RM6.9 billion or 22.7 per cent share among the states. This was followed by Johor, RM6.7 billion (22.1%); Wilayah Persekutuan, RM5.5 billion (18.2%); Sarawak, RM2.0 billion (6.7%) and Pulau Pinang, RM1.6 billion (5.3%). The contribution of these states accounted for 75.0 per cent of the total value of construction work done as shown in Chart 4.

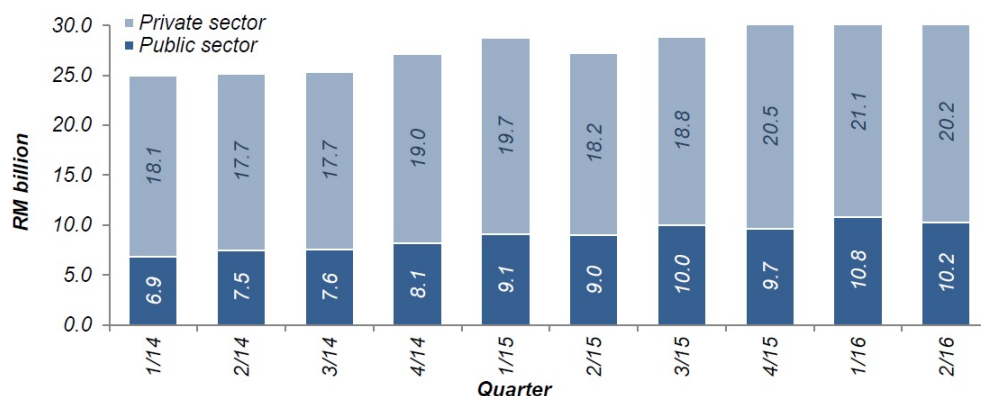
**Chart 4 : Value of construction work done by location of project, Q2 2016**



## Construction by project owner

The value of construction work done continued to be driven by the private sector. The private and the public sectors recorded RM20.2 billion and RM10.2 billion respectively in the second quarter of 2016 as shown in Chart 5.

**Chart 5 : Value of construction work done by project owner, Q1 2014 - Q2 2016**



### \*Notes:

Data for second quarter 2016 is provisional. The data will be updated based on the latest available figures and subsequently published in the publication third quarter 2016.

**Released By:**

**THE OFFICE OF CHIEF STATISTICIAN MALAYSIA  
DEPARTMENT OF STATISTICS, MALAYSIA  
#myHariBulan# #myBulan# #myTahun#**

**Contact person:**

Ho Mei Kei  
Public Relation Officer  
Corporate and User Services Division  
Department of Statistics, Malaysia  
**Tel :** +603-8885 7942  
**Fax :** +603-8888 9248  
**Email :** mkho[at]stats.gov.my

**Contact person:**

Baharudin Mohamad  
Public Relation Officer  
Strategic Communication and International Division  
Department of Statistics Malaysia  
**Tel :** +603-8090 4681  
**Fax :** +603-8888 9248  
**Email :** baharudin[at]dosm.gov.my

**Copyright ©2026 Department of Statistics Malaysia Official Portal. All Rights Reserved.**