



---

## QUARTERLY BALANCE OF PAYMENTS, FIRST QUARTER 2021

---

### **Malaysia's Current Account Surplus for Q1 2021 increased 39.1 per cent year-on-year to record RM12.3 billion**

Malaysia's Current Account Balance (CAB) recorded a surplus of RM12.3 billion in the first quarter of 2021 as against RM18.6 billion in the previous quarter. Goods account registered net exports of RM36.6 billion as compared to RM42.6 billion in the previous quarter. Exports of goods increased to RM225.5 billion from RM217.2 billion in the fourth quarter of last year. The main exports were Electrical & Electronics, Rubber and Chemicals based products; principally to China, Singapore and USA. Concurrently, the imports of goods surged by RM14.3 billion to record RM188.9 billion as against the preceding quarter. The increase in intermediate and capital goods which were mainly from China, Singapore and Japan resulted to the higher imports of goods in this quarter.

The current account surplus in the first quarter was also supported by the lower deficit in Primary income. The net deficit of Primary income narrowed to RM5.7 billion as compared to RM7.2 billion in fourth quarter of 2020. This was mainly contributed by Malaysian companies abroad earning higher income of RM17.3 billion, an increase of 19.1 per cent from the preceding quarter. Most of the sectors were Financial, Mining and Manufacturing which primarily located in Singapore, Indonesia and USA.

Nevertheless, Services logged a higher deficit of RM15.0 billion as compared to the fourth quarter of 2020 due to Travel, Construction and Other Business Services. The continuous closure of border caused by the pandemic has led Travel, the major contributor of Services, to remain in the negative trend by recording a deficit of RM3.4 billion. Adding to this, the higher deficit in Services was further attributed by Other Business Services which recorded a deficit of RM0.8 billion especially for payments in technical and trade related services, as well as Construction at a deficit of RM0.7 billion owing to new projects. Exports of Services declined by 1.9 per cent quarter-on-quarter to RM20.3 billion in the first quarter of 2021 while imports increased by 1.4 per cent to record RM35.2 billion.

In the first quarter of 2021, financial account turned around to register a net inflow of RM16.0 billion from a net outflow of RM10.2 billion in the previous quarter. This was credited by higher inflow in Other investment at RM13.9 billion, mainly contributed by interbank borrowing from abroad. Meanwhile, Foreign Direct Investment (FDI) recorded a net inflow of RM9.1 billion as compared to RM6.8 billion last quarter. The FDI inflow was primarily channelled into Manufacturing, Financial and Wholesale & retail trade sectors; particularly from Singapore, United Kingdom and Netherlands. Simultaneously, Direct Investment Abroad (DIA) also registered a higher outflow of RM7.8 billion as against RM5.2 billion in the final quarter of last year. Financial, Mining and Manufacturing were the major sectors for DIA while the main destinations were Canada, Indonesia and Singapore.

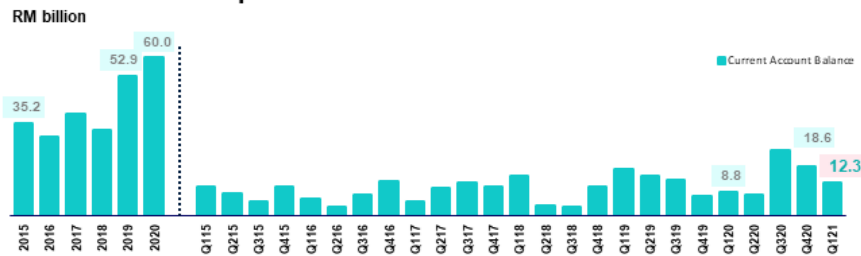
As at end of first quarter 2021, FDI position recorded RM713.4 billion while DIA position was RM539.8 billion. Malaysia's International Investment Position (IIP) registered a higher net assets position of RM106.4 billion as compared to RM67.5 billion in the previous quarter. The international reserves stood at RM450.8 billion as compared to RM432.3 billion in the preceding year.

The full publication of Quarterly Balance of Payments, First Quarter 2020 can be downloaded through [eStatistik](#) portal.



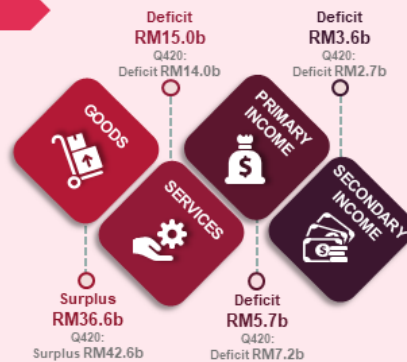
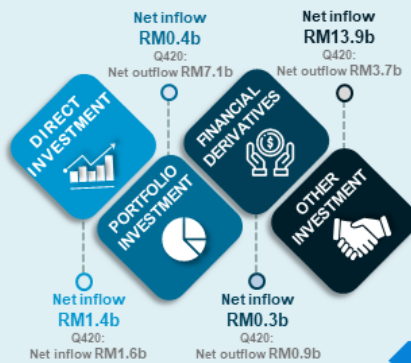
## BALANCE OF PAYMENTS, FIRST QUARTER 2021

Malaysia's current account recorded  
a surplus of **RM12.3 billion** in Q1 2021



### CURRENT ACCOUNT

"Malaysia's current account continued to record a surplus of **RM12.3 billion** in the first quarter of 2021, supported by the net exports of Goods"




"Financial account turned around to a **net inflow** of **RM16.0 billion**, significantly due to net inflow in Other investment"

### FINANCIAL ACCOUNT

#### FDI and DIA Performance

Foreign Direct Investment (FDI)

Net inflow **RM9.1b**  
Q420:  
Net inflow RM6.8b



Direct Investment Abroad (DIA)

Net outflow **RM7.8b**  
Q420:  
Net outflow RM5.2b

Note: b refers to billion

Source: Balance of Payments, Department of Statistics Malaysia

Chart 1: Current Account Balance, 1985-2020 and Q1 2018 - Q1 2021

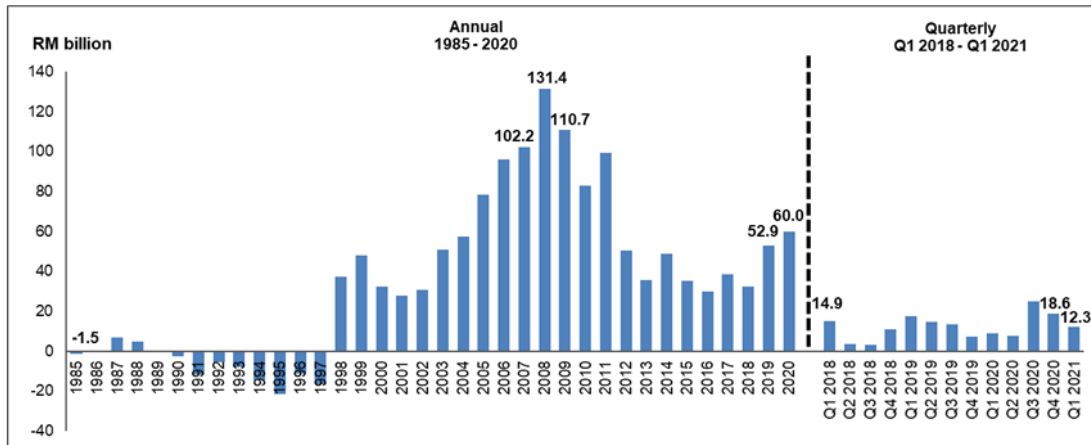


Chart 2: Exports of Services, 1985-2020, Q1 2018 - Q1 2021

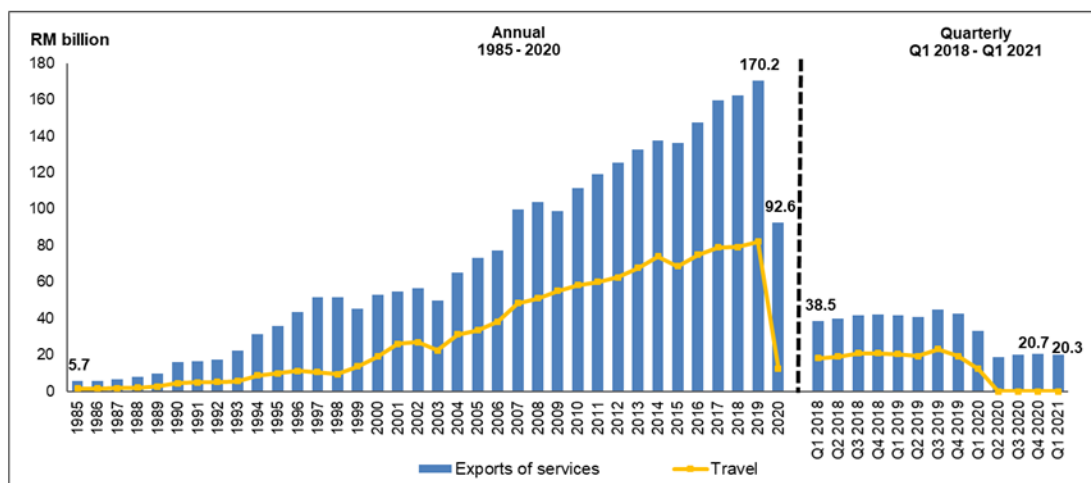


Chart 3: Foreign Direct Investment (FDI) in Malaysia Flows and Position, 2005 - 2020 and Q1 2018 - Q1 2021

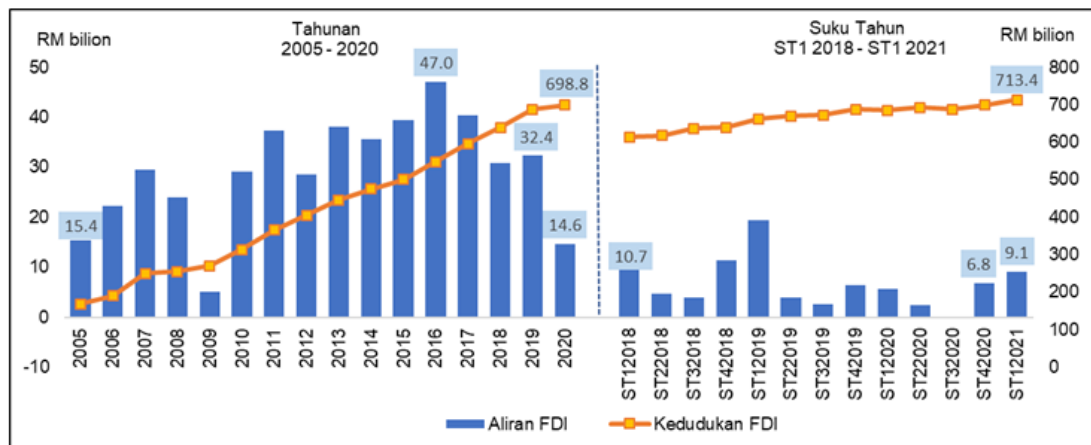
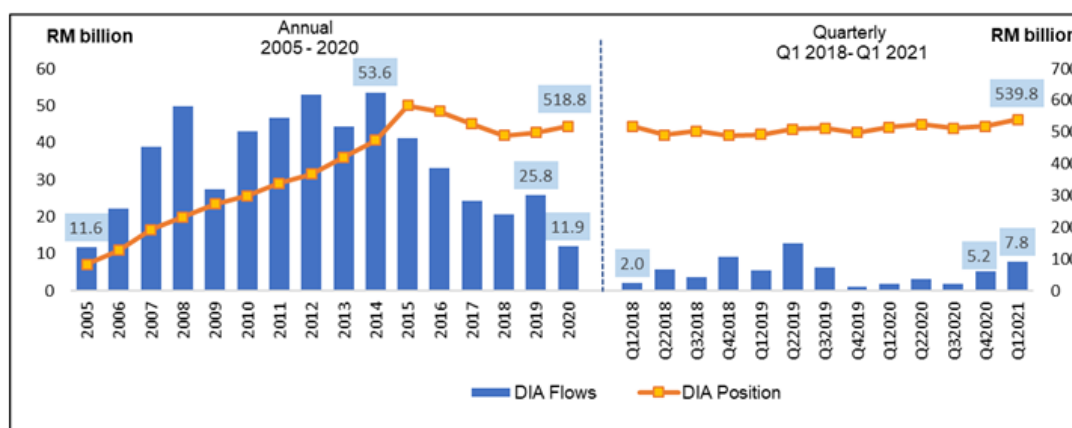


Chart 4: Direct Investment Abroad (DIA) Flows and Position,  
2005 – 2020 and Q1 2018 – Q1 2021



**Download:** [Summary Table of Balance of Payments, Q1 2021](#)  [Quarterly Bulletin FDI and DIA, Q1 2021](#)



#### Released By:

**DATO' SRI DR. MOHD UZIR MAHIDIN**  
**CHIEF STATISTICIAN MALAYSIA**  
**DEPARTMENT OF STATISTICS, MALAYSIA**

 [DrUzir\\_Mahidin](#)   [Dr\\_Uzir](#)

**#myHariBulan# #myBulan# #myTahun#**

#### Contact person:

Mohd Yusrizal Ab Razak  
Public Relation Officer  
Strategic Communication and International Division  
Department of Statistics, Malaysia  
**Tel :** +603-8885 7942  
**Fax :** +603-8888 9248  
**E-mail :** yusrizal.razak[at]dosm.gov.my

#### Contact person:

Baharudin Mohamad  
Public Relation Officer  
Strategic Communication and International Division  
Department of Statistics Malaysia  
**Tel :** +603-8090 4681  
**Fax :** +603-8888 9248  
**Email :** baharudin[at]dosm.gov.my

**Copyright ©2025 Department of Statistics Malaysia Official Portal. All Rights Reserved.**