



PRODUCER PRICE INDEX MALAYSIA OCTOBER 2018



Department of Statistics Malaysia

<https://www.dosm.gov.my>

f t i y @StatsMalaysia



PRODUCER PRICE INDEX (PPI) FOR LOCAL PRODUCTION

PERCENTAGE CHANGE OF PPI

PPI for Local Production increased 0.7% in October 2018 as compared to October 2017

OCTOBER
2018



0.7%
(Sept 2018 : -0.2%)
Year-on-Year

0.3%
(Sept 2018 : 1.2%)
Month-on-Month



PERCENTAGE CHANGE OF INDEX BY SECTOR



Agriculture, forestry & fishing

-17.6%
(Sept 2018 : -16.4%)



Mining

30.6%
(Sept 2018 : 28.9%)



Manufacturing

-0.7%
(Sept 2018 : -1.7%)
Year-on-Year



Electricity & gas supply

1.0%
(Sept 2018 : 1.0%)



Water supply

-1.0%
(Sept 2018 : 0.4%)

-2.8%
(Sept 2018 : -0.5%)

2.1%
(Sept 2018 : 10.3%)

0.4%
(Sept 2018 : 0.3%)
Month-on-Month

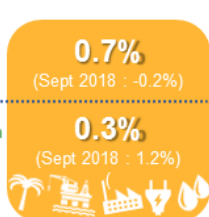
-0.1%
(Sept 2018 : -0.1%)

-1.0%
(Sept 2018 : 0.2%)

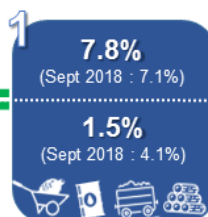
PERCENTAGE CHANGE OF INDEX BY STAGE OF PROCESSING

Year-on-Year


Month-on-Month



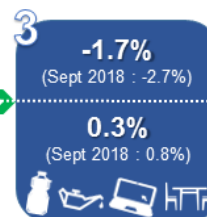
Total



Crude materials
for further
processing



Intermediate
materials, supplies
and components



Finished
goods

Source : Producer Price Index Local Production (2010=100), October 2018

PRODUCER PRICE INDEX (2010=100) BY SECTOR (MSIC 2008)

The Producer Price Index (PPI) for local production expanded 0.7 per cent on a year-on-year basis in October 2018 as compared to 0.2 per cent decline in September 2018. The growth was supported by an increase in index of Mining (+30.6%) and Electricity & gas supply (+1.0%). Meanwhile, the index that registered decreases were Agriculture, forestry & fishing (-17.6%), Water supply (-1.0%) and Manufacturing (-0.7%).

On a month-on-month basis, the PPI for local production grew 0.3 per cent in October 2018 which was mainly due to the index of Mining (+2.1%) and Manufacturing (+0.4%). In contrast, the index for Agriculture, forestry & fishing, Water supply and Electricity & gas supply decreased 2.8 per cent, 1.0 per cent and 0.1 per cent respectively.

Table I: Producer Price Index (2010=100) Local Production by Sector (MSIC 2008), Malaysia

Sector	Code	Weights	Index	Percentage Change Month-on-Month			Percentage Change Year-on-Year		
			Oct 2018	Aug 2018/ July 2018	Sept 2018/ Aug 2018	Oct 2018/ Sept 2018	Aug 2018/ Aug 2017	Sept 2018/ Sept 2017	Oct 2018/ Oct 2017
Total		100.000	108.2	-0.1	1.2	0.3	-0.3	-0.2	0.7
Agriculture, forestry & fishing	A	6.730	93.5	-0.7	-0.5	-2.8	-13.2	-16.4	-17.6
Mining	B	7.927	122.9	-0.9	10.3	2.1	28.6	28.9	30.6
Manufacturing	C	81.571	107.5	0.1	0.3	0.4	-1.7	-1.7	-0.7
Electricity & gas supply	D	3.442	115.8	-0.2	-0.1	-0.1	0.6	1.0	1.0
Water supply	E	0.330	113.7	0.0	0.2	-1.0	-0.5	0.4	-1.0

PRODUCER PRICE INDEX BY STAGE OF PROCESSING

The PPI for local production by stage of processing (SOP) increased 0.3 per cent in October 2018 which was contributed by the index for Crude materials for further processing (+1.5%) and Finished goods (+0.3%). Conversely, the index for Intermediate materials, supplies & components decreased marginally by 0.1 per cent.

As compared with the same month a year ago, the PPI for local production by SOP for October 2018 increased 0.7 per cent. It was led by the increase in Crude materials for further processing at 7.8 per cent. On the other hand, Finished goods and Intermediate materials, supplies & components recorded a decrease of 1.7 per cent and 0.8 per cent respectively.

Table II: Producer Price Index (2010=100), Local Production by Stage Of Processing

Stage of Processing	Code	Weights	Index	Percentage Change Month-on-Month			Percentage Change Year-on-Year		
			Oct 2018	Aug 2018/ July 2018	Sept 2018/ Aug 2018	Oct 2018/ Sept 2018	Aug 2018/ Aug 2017	Sept 2018/ Sept 2017	Oct 2018/ Oct 2017
Total		100.000	108.2	-0.1	1.2	0.3	-0.3	-0.2	0.7
Crude materials for further processing	1	16.410	117.8	-0.8	4.1	1.5	7.2	7.1	7.8
Intermediate materials, supplies and components	2	56.119	108.3	0.3	0.3	-0.1	-1.4	-1.5	-0.8
Finished goods	3	27.471	101.1	-0.2	0.8	0.3	-3.3	-2.7	-1.7

Released By:

DATO' SRI DR. MOHD UZIR MAHIDIN
CHIEF STATISTICIAN MALAYSIA
DEPARTMENT OF STATISTICS, MALAYSIA

 DrUzir_Mahidin   Dr_Uzir

30 November 2018

Contact person:

Ho Mei Kei
Public Relation Officer
Strategic Communication and International Division
Department of Statistics, Malaysia
Tel : +603-8885 7942
Fax : +603-8888 9248
Email : mkho[at]dosm.gov.my

Contact person:

Baharudin Mohamad
Public Relation Officer

Strategic Communication and International Division
Department of Statistics Malaysia
Tel : +603-8090 4681
Fax : +603-8888 9248
Email : baharudin[at]dosm.gov.my

Copyright ©2025 Department of Statistics Malaysia Official Portal. All Rights Reserved.