

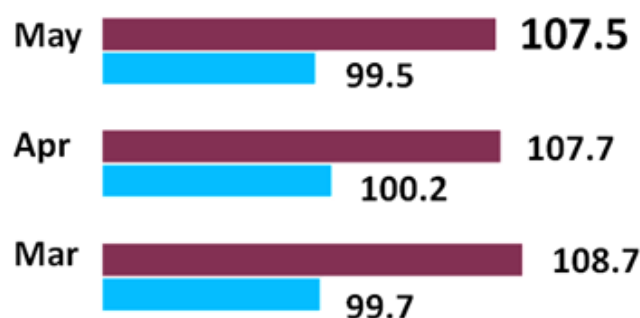


## PRODUCER PRICE INDEX MALAYSIA MAY 2017

### PPI for Local Production increased 8.0% in May 2017 compared to May 2016

#### Overall Index

■ 2017 ■ 2016



#### Percentage Change

##### Month-on-Month


-0.2%

##### Year-on-Year

8.0%

#### Percentage Change by Sector

##### Agriculture, Forestry & Fishing



##### Mining




##### Manufacturing



##### Electricity & gas supply<sup>(1)</sup>



##### Water supply<sup>(1)</sup>



Note: <sup>(1)</sup> The price used in the calculation of the index refers to the net transaction prices for sales of output received by producers

Source: Producer Price Index Local Production (2010=100), May 2017



Department of Statistics, Malaysia  
<https://www.dosm.gov.my>



<https://www.facebook.com/StatsMalaysia>



<https://twitter.com/StatsMalaysia>

## Producer Price Index (2010=100) by Sector (MSIC 2008)

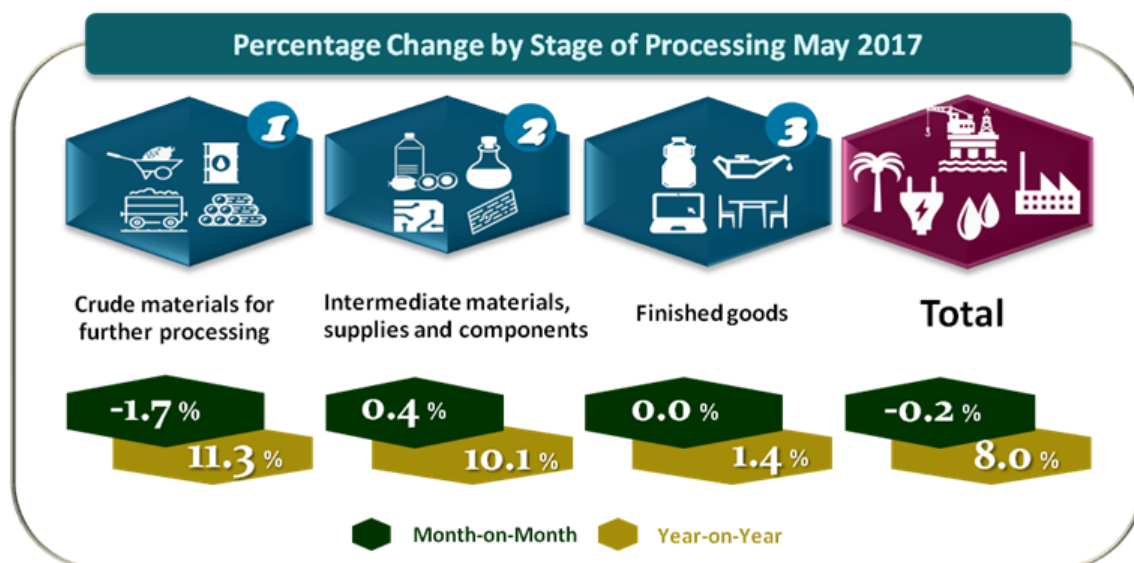
Year-on-year comparison showed that the Producer Price Index (PPI) for local production increased 8.0 per cent in May 2017. The highest increase was recorded by Mining index (+16.9%) followed by Manufacturing (+7.6%), Agriculture, forestry & fishing (+6.4%), Electricity & gas supply (+3.0%) and Water supply (+0.3%).

The PPI for local production declined by 0.2 per cent in May 2017 compared to April 2017. This was due to decreases in two sectors namely, Mining (-6.7%) and Electricity & gas supply (-0.3%). However, Agriculture, forestry & fishing inclined (+2.5%), Water supply (+0.4%) and Manufacturing (+0.3%). [Table I]

**Table I : Producer Price Index (2010=100) Local Production by Sector (MSIC 2008), Malaysia**

Sector	Code	Weights	Index	Percentage Change Month-on-Month			Percentage Change Year-on-Year		
			May 2017	Mar 2017/ Feb 2016	April 2017/ Mar 2017	May 2017/ April 2017	Mar 2017/ Mar 2016	April 2017/ April 2016	May 2017/ May 2016
Total		100.0	107.5	▼ -1.5	▼ -0.9	▼ -0.2	▲ 9.0	▲ 7.5	▲ 8.0
Agriculture, Forestry & Fishing	A	8.2	112.7	▼ -8.5	▼ -6.1	▲ 2.5	▲ 13.8	▲ 4.0	▲ 6.4
Mining	B	9.7	85.1	▼ -2.6	▼ -1.0	▼ -6.7	▲ 33.3	▲ 32.0	▲ 16.9
Manufacturing	C	78.8	109.4	▼ -0.7	▼ -0.5	▲ 0.3	▲ 6.7	▲ 5.9	▲ 7.6
Electricity & gas supply	D	3.1	114.2	▲ 0.3	▼ -0.3	▼ -0.3	▲ 3.3	▲ 4.2	▲ 3.0
Water supply	E	0.3	114.5	▲ 1.0	▲ 0.1	▲ 0.4	▲ 1.0	▼ -1.0	▲ 0.3

## Producer Price Index by Stage of Processing



Source: Producer Price Index Local Production (2010=100), May 2017



Department of Statistics, Malaysia  
<https://www.dosm.gov.my>



<https://www.facebook.com/StatsMalaysia>



<https://twitter.com/StatsMalaysia>

The PPI for local production by stage of processing (SOP) declined 0.2 per cent in May 2017 compared to the previous month. This decline was due to a decrease in the index for Crude materials for further processing (-1.7%). Meanwhile, the index for intermediate materials, supplies and components recorded an increase of 0.4 per cent and the index for Finished goods remained unchanged.

As compared with the same month a year ago, the PPI for local production by SOP for May 2017 increased 8.0 per cent. This was due to increases in index for Crude materials for further processing (+11.3%), Intermediate materials, supplies and components (+10.1%) and Finished goods (+1.4%). [Table II]

**Table II : Producer Price Index (2010=100), Local Production by Stage of Processing**

Stage of Processing	Code	Weights	Index	Percentage Change Month-on-Month			Percentage Change Year-on-Year		
			May 2017	Mar 2017/ Feb 2016	April 2017/ Mar 2017	May 2017/ April 2017	Mar 2017/ Mar 2016	April 2017/ April 2016	May 2017/ May 2016
<b>Total</b>		100.0	<b>107.5</b>	▼ -1.5	▼ -0.9	▼ -0.2	▲ 9.0	▲ 7.5	▲ 8.0
<b>Crude materials for further processing</b>	1	20.3	<b>104.3</b>	▼ -6.1	▼ -1.9	▼ -1.7	▲ 21.2	▲ 17.8	▲ 11.3
<b>Intermediate materials, supplies and components</b>	2	53.6	<b>110.5</b>	▼ -0.7	▼ -1.0	▲ 0.4	▲ 8.6	▲ 6.9	▲ 10.1
<b>Finished goods</b>	3	26.1	<b>103.8</b>	▲ 0.3	▼ -0.1	◄ 0.0	▲ 1.5	▲ 1.4	▲ 1.4

**Released By:**

**DR. MOHD UZIR MAHIDIN**

**CHIEF STATISTICIAN MALAYSIA**

**DEPARTMENT OF STATISTICS, MALAYSIA**

**30 June 2017**

**Contact person:**

Ho Mei Kei  
Public Relation Officer  
Corporate and User Services Division  
Department of Statistics, Malaysia  
Tel : +603-8885 7942  
Fax : +603-8888 9248  
Email : mkho[at]stats.gov.my

**Contact person:**

Baharudin Mohamad  
Public Relation Officer  
Strategic Communication and International Division  
Department of Statistics Malaysia  
Tel : +603-8090 4681  
Fax : +603-8888 9248  
Email : baharudin[at]dosm.gov.my

**Copyright ©2026 Department of Statistics Malaysia Official Portal. All Rights Reserved.**