



PRODUCER PRICE INDEX MALAYSIA JULY 2017



Department of Statistics, Malaysia
<https://www.dosm.gov.my>



<https://www.facebook.com/StatsMalaysia>
<https://twitter.com/StatsMalaysia>

**PPI for Local Production increased 7.1%
in July 2017 compared to July 2016**

Overall Index

	2016	2017
July	99.0	106.0
June	99.9	106.3
May	99.5	107.5






-0.3%

Month-on-Month

Year-on-Year

7.1%

Percentage Change by Sector

	Agriculture, Forestry & Fishing	-0.1 %
	Mining	7.8 %
	Manufacturing	3.0 %
	Electricity & gas supply ⁽¹⁾	24.0 %
	Water supply ⁽¹⁾	-0.7 %
		5.9 %
		0.6 %
		1.7 %
		0.2 %
		0.4 %

Note: ⁽¹⁾ The price used in the calculation of the index refers to the net transaction prices for sales of output received by producers

Source: Producer Price Index Local Production (2010=100), July 2017

Producer Price Index (2010=100) by Sector (MSIC 2008)

The Producer Price Index (PPI) for local production rose 7.1 per cent on a year on year basis in July 2017. Among the sectors which showed significant increases during this period were Mining (+24.0%), Agriculture, forestry & fishing (+7.8%), Manufacturing (+5.9%), Electricity & gas supply (+1.7%) and Water supply (+0.4%).

On a monthly basis, PPI for local production declined by 0.3 per cent in July 2017 compared to June 2017. This was due to decreases in two sectors namely, Manufacturing (-0.7%) and Agriculture, forestry & fishing (-0.1%). However, sectors for Mining, Electricity & gas supply and Water supply increased by (+3.0%), (+0.6%) and (+0.2%) respectively. [Table I]

Table I : Producer Price Index (2010=100) Local Production by Sector (MSIC 2008), Malaysia

Sector	Code	Weights	Index	Percentage Change Month-on-Month			Percentage Change Year-on-Year		
			July 2017	May 2017/ April 2016	June 2017/ May 2017	July 2017/ June 2017	May 2017/ May 2016	June 2017/ June 2016	July 2017/ July 2016
Total		100.0	106.0	▼ -0.2	▼ -1.1	▼ -0.3	▲ 8.0	▲ 6.4	▲ 7.1
Agriculture, Forestry & Fishing	A	8.2	110.0	▲ 2.5	▼ -2.3	▼ -0.1	▲ 6.4	▲ 5.0	▲ 7.8
Mining	B	9.7	83.1	▼ -6.7	▼ -5.2	▲ 3.0	▲ 16.9	▲ 10.2	▲ 24.0
Manufacturing	C	78.8	108.0	▲ 0.3	▼ -0.5	▼ -0.7	▲ 7.6	▲ 6.6	▲ 5.9
Electricity & gas supply	D	3.1	114.5	▼ -0.3	⚡ 0.0	▲ 0.6	▲ 3.0	▲ 0.8	▲ 1.7
Water supply	E	0.3	114.3	▲ 0.4	▼ -0.3	▲ 0.2	▲ 0.3	▼ -0.7	▲ 0.4

Producer Price Index by Stage of Processing



Department of Statistics, Malaysia
https://www.dosm.gov.my



https://www.facebook.com/StatsMalaysia
https://twitter.com/StatsMalaysia

Percentage Change by Stage of Processing July 2017



Source: Producer Price Index Local Production (2010=100), July 2017

Month-on-Month Year-on-Year

The PPI for local production by stage of processing (SOP) decreased by 0.3 per cent in July 2017 compared to the previous month. This decline was due to decreases in the indices for intermediate materials, supplies and components (-0.8%) and Finished goods (-0.3%). However, index for Crude materials for further processing increased by (+1.2%).

As compared with the same month a year ago, the PPI for local production by SOP for July 2017 increased 7.1 per cent. The increases were propelled by the index for Crude materials for further processing (+11.5%), Intermediate materials, supplies and components (+8.6%), and Finished goods (+1.3%). [Table II]

Table II : Producer Price Index (2010=100), Local Production by Stage of Processing

Stage of Processing	Code	Weights	Index July 2017	Percentage Change Month-on-Month			Percentage Change Year-on-Year		
				May 2017/ April 2016	June 2017/ May 2017	July 2017/ June 2017	May 2017/ May 2016	June 2017/ June 2016	July 2017/ July 2016
Total		100.0	106.0	▼ -0.2	▼ -1.1	▼ -0.3	▲ 8.0	▲ 6.4	▲ 7.1
Crude materials for further processing	1	20.3	101.2	▼ -1.7	▼ -4.1	▲ 1.2	▲ 11.3	▲ 4.0	▲ 11.5
Intermediate materials, supplies and components	2	53.6	109.1	▲ 0.4	▼ -0.5	▼ -0.8	▲ 10.1	▲ 9.9	▲ 8.6
Finished goods	3	26.1	103.4	⚡ 0.0	▼ -0.1	▼ -0.3	▲ 1.4	▲ 1.3	▲ 1.3

Released By:

DR. MOHD UZIR MAHIDIN
CHIEF STATISTICIAN MALAYSIA
DEPARTMENT OF STATISTICS, MALAYSIA
30 August 2017

Contact person:

Ho Mei Kei
Public Relation Officer
Corporate and User Services Division
Department of Statistics, Malaysia
Tel : +603-8885 7942
Fax : +603-8888 9248
Email : mkho[at]stats.gov.my

Contact person:

Baharudin Mohamad
Public Relation Officer
Strategic Communication and International Division
Department of Statistics Malaysia
Tel : +603-8090 4681
Fax : +603-8888 9248
Email : baharudin[at]dosm.gov.my

Copyright ©2025 Department of Statistics Malaysia Official Portal. All Rights Reserved.