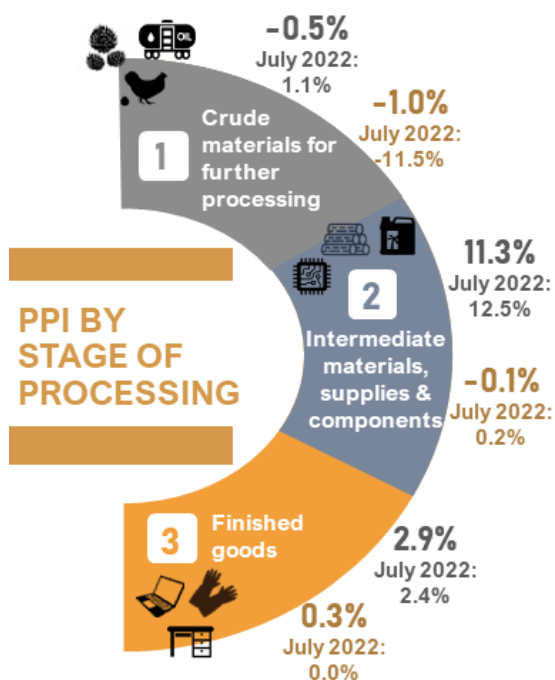
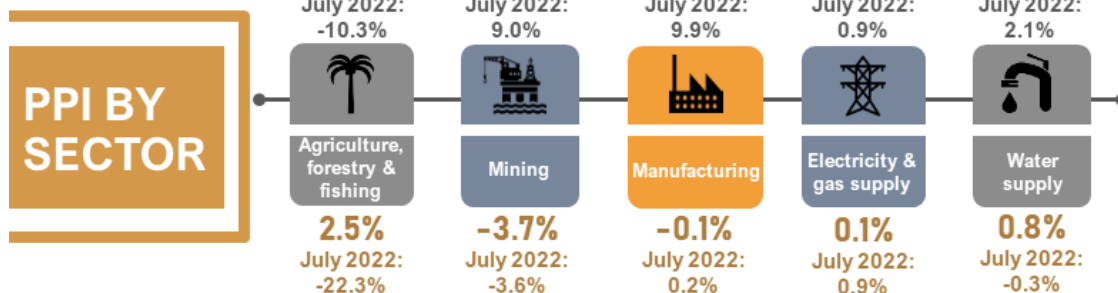


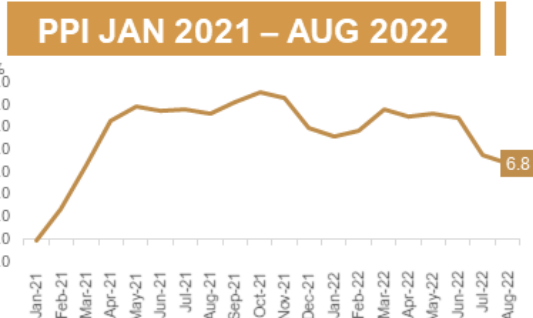


PRODUCER PRICE INDEX MALAYSIA AUGUST 2022



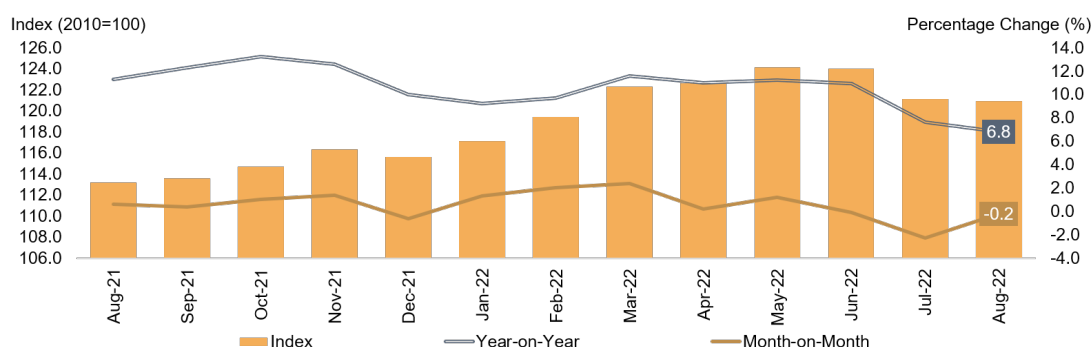
PPI OF OTHER COUNTRIES

	Aug 2022	July 2022
United States of America	8.7%	9.8%
United Kingdom	16.1%	17.1%
P.R. China	2.3%	4.2%
Thailand	10.7%	12.2%
Japan	9.0%	9.0%
Republic of Korea	8.4%	9.2%



Source: Producer Price Index (PPI) Local Production,
Department of Statistics Malaysia (DOSM)

PPI Local Production, August 2021 - August 2022



PRODUCER PRICE INDEX (2010=100) BY SECTOR (MSIC 2008)

- Producer Price Index (PPI) Local Production eased further to record 6.8 per cent in August 2022 as compared to 7.6 per cent in July 2022.
- The increase was attributed by Manufacturing index with 9.4 per cent (July 2022: 9.9%), followed by Mining index that increased 5.8 per cent, slower than 9.0 per cent posted in July 2022. Meanwhile, Agriculture, forestry & fishing index recorded a decrease of negative 10.6 per cent in August 2022 (July 2022: -10.3%).
- Water supply and Electricity & gas supply indices recorded an increase of 3.0 per cent and 0.9 per cent in August 2022, respectively.
- For a monthly comparison, PPI Local Production posted a decline for three consecutive months to record negative 0.2 per cent in August 2022 (July 2022: -2.3%). The decrease was due to Mining index that recorded a decline of negative 3.7 per cent (July 2022: -3.6%). In addition, Manufacturing index also posted a decrease of negative 0.1 per cent in August 2022. It recorded the first decline since September 2020 (-0.2%) after posting an increase for 22 consecutive months.
- On the other hand, Agriculture, forestry & fishing index increased 2.5 per cent (July 2022: -22.3%). For utility indices, Water supply and Electricity & gas supply indices recorded an increase of 0.8 per cent and 0.1 per cent, respectively.
- In terms of PPI Local Production by stage of processing, Crude materials for further processing index declined for the first time since January 2021 (-3.4%) with negative 0.5 per cent in August 2022. In addition, indices of Intermediate materials, supplies & components increased 11.3 per cent, followed by Finished goods with an incline of 2.9 per cent.
- For a monthly comparison, the index of Crude materials for further processing declined by negative 1.0 per cent, followed by Intermediate materials, supplies & components index (-0.1%). However, Finished goods index increased 0.3 per cent.

The full publication of the Producer Price Index Malaysia, August 2022 can be downloaded from [eStatistik](#) portal.

Released by:

DEPARTMENT OF STATISTICS MALAYSIA

29th SEPTEMBER 2022

Contact person:

Baharudin Mohamad

Public Relation Officer

Strategic Communication and International Division

Department of Statistics, Malaysia

Tel : +603-8885 7942

Fax : +603-8888 9248

Email: baharudin[at]dosm.gov.my

Contact person:

Baharudin Mohamad

Public Relation Officer

Strategic Communication and International Division

Department of Statistics Malaysia

Tel : +603-8090 4681

Fax : +603-8888 9248

Email : baharudin[at]dosm.gov.my

Copyright ©2025 Department of Statistics Malaysia Official Portal. All Rights Reserved.