



---

## MONTHLY RUBBER STATISTICS MALAYSIA, MAY 2019

---

### **Natural rubber production in May 2019 increased 30.2 per cent**

Malaysia's natural rubber production in May 2019 was **44,164** tonnes, increased of **23.5** per cent as compared to **35,761** tonnes as recorded in May 2018. Month-on-month comparison showed the production of natural rubber rose by **30.2** per cent from **33,923** tonnes in April 2019 and this is the highest growth percentage since February 2019.

Exports of Malaysia's natural rubber amounted **56,850** tonnes, increased by 1.6 per cent against **55,930** tonnes in April 2019. China is the main destination of exported natural rubber, **50.5** per cent of with the total exports in May 2019 followed by Germany (**12.4%**), Iran (**4.9%**), U.S.A. (**3.7%**) and Finland (**3.2%**).

Stocks of natural rubber recorded in May 2019 was **176,520** tonnes, decreased by **3.4** per cent from **182,645** tonnes in April 2019.

Average price of Latex Concentrate was **484.30** sen per kilogramme in May 2019, decreased by **2.3** per cent whereas the average price of Standard Malaysian Rubber 20 (S.M.R.20) increased **1.9** per cent to **625.65** sen per kilogramme as compared to the average price recorded in April 2019.

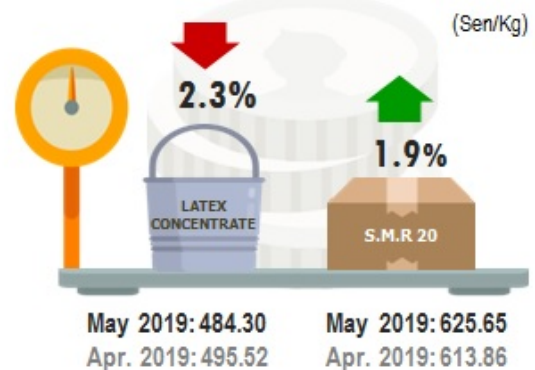
Total domestic consumption of natural rubber was **43,546** tonnes, a decrease of **1.4** per cent against **44,169** tonnes as reported in April 2019. Natural rubber is widely used in the manufacturing of rubber glove industry with a consumption of **32,696** tonnes or **75.1** per cent of the total domestic consumption.



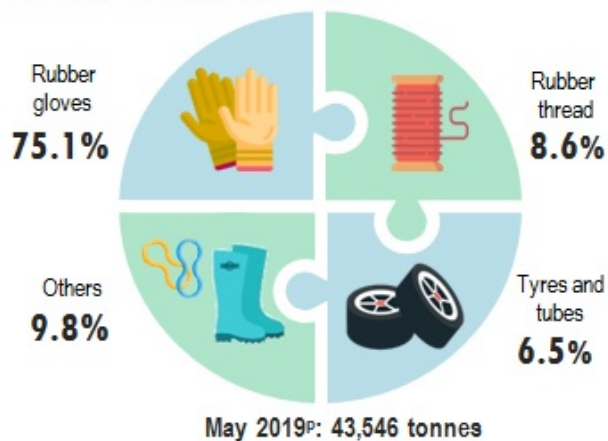
## PRODUCTION



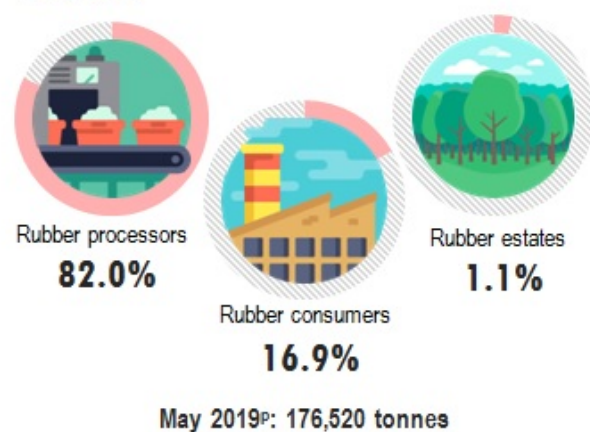
## AVERAGE PRICE



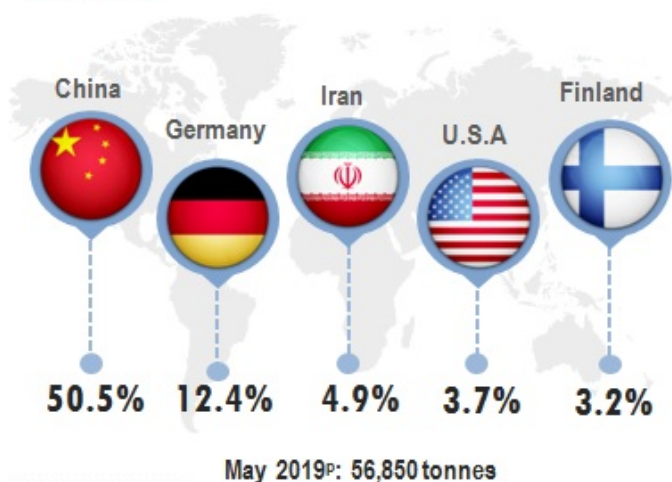
## DOMESTIC CONSUMPTION



## STOCKS



## EXPORTS



p = preliminary

## Production of natural rubber by main producing countries\*, April 2019



Source: Ministry of Primary Industries

\*Association of Natural Rubber Producing Countries (ANRPC)



\*Notes:

Data for May 2019 is **provisional**. The data will be updated based on the latest available figures and subsequently published in the June 2019 publication.

**Released By:**

**DATO' SRI DR. MOHD UZIR MAHIDIN**  
**CHIEF STATISTICIAN MALAYSIA**  
**DEPARTMENT OF STATISTICS, MALAYSIA**

 DrUzir\_Mahidin   Dr\_Uzir

**#myHariBulan# #myBulan# #myTahun#**

**Contact person:**

**Rohaida binti Mohamad**  
**Public Relation Officer**  
**Strategic Communication and International Division**  
**Department of Statistics, Malaysia**  
**Tel : +603-8885 7942**  
**Fax : +603-8888 9248**  
**Email : rohaida.mohamad[at]dosm.gov.my**

**Contact person:**

Baharudin Mohamad  
Public Relation Officer  
Strategic Communication and International Division  
Department of Statistics Malaysia  
Tel : +603-8090 4681  
Fax : +603-8888 9248  
Email : baharudin[at]dosm.gov.my

**Copyright ©2026 Department of Statistics Malaysia Official Portal. All Rights Reserved.**