



MONTHLY RUBBER STATISTICS MALAYSIA, MAY 2018

Natural rubber production in May 2018 increased 0.2 per cent

Natural rubber production rose **0.2** per cent in May 2018 to **35,789** tonnes as compared to **35,726** tonnes in April 2018. For year-on-year, the production decreased by **18.6** per cent.

Average price of Latex Concentrate was recorded at **487.03** sen per kilogramme while the average price of Standard Malaysian Rubber 20 (S.M.R 20) was **561.11** sen per kilogramme, both rose **9.3** per cent and **6.1** per cent respectively as compared to the average price in April 2018.

Exports of natural rubber amounted to **57,263** tonnes, increased **7.6** per cent than the previous month. Malaysia's natural rubber mainly exported to China, Germany, Iran, Turkey and Finland.

Domestic consumption of natural rubber in May 2018 increased **1.5** per cent to **44,043** tonnes. Natural rubber was widely used in the rubber glove industry with consumption of **33,299** tonnes or **75.6** per cent of the total natural rubber domestic consumption.

Stock of natural rubber recorded at the end of May 2018 was **216,674** tonnes, decreased by **14.6** per cent as compared to **253,799** tonnes at the end of April 2018.



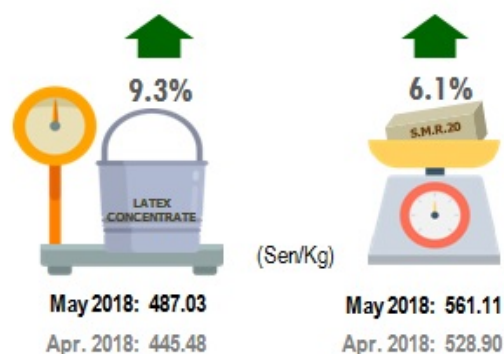
Production

Production of natural rubber rose **0.2%** in May 2018.



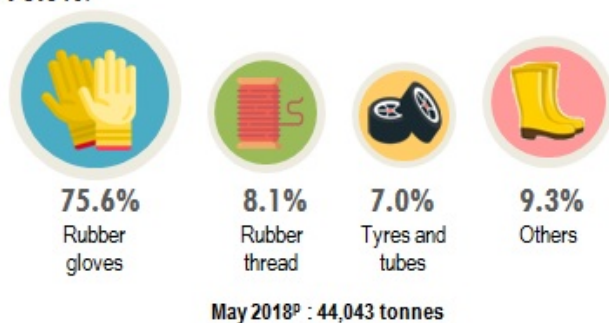
92.0% of natural rubber production was from the smallholding sector.

Average price

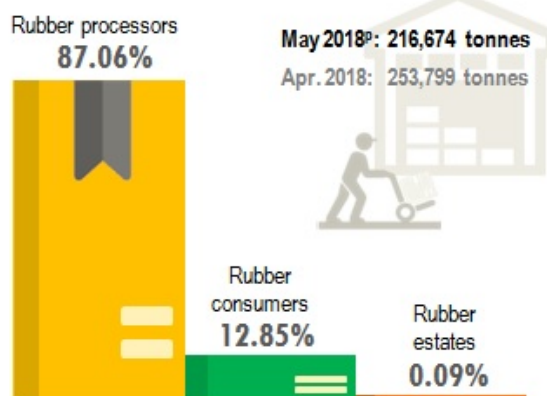


Domestic consumption

Rubber gloves industry was the main consumer of natural rubber which is **75.6%**.

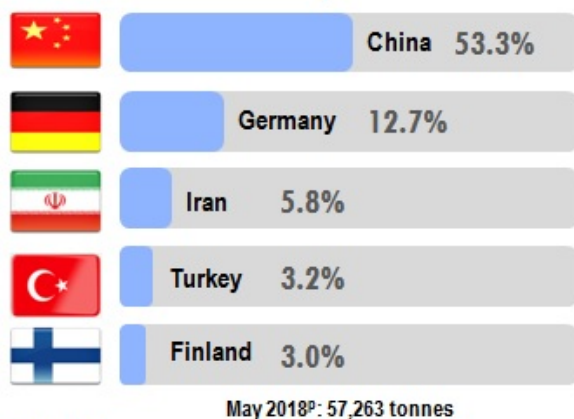


Stocks




Exports

Exports of natural rubber increased by **7.6%** as compared to April 2018. The main destination of natural rubber exports was China.



p = provisional

Production of Natural Rubber by Association of Natural Rubber Producing Countries (ANRPC), May 2018



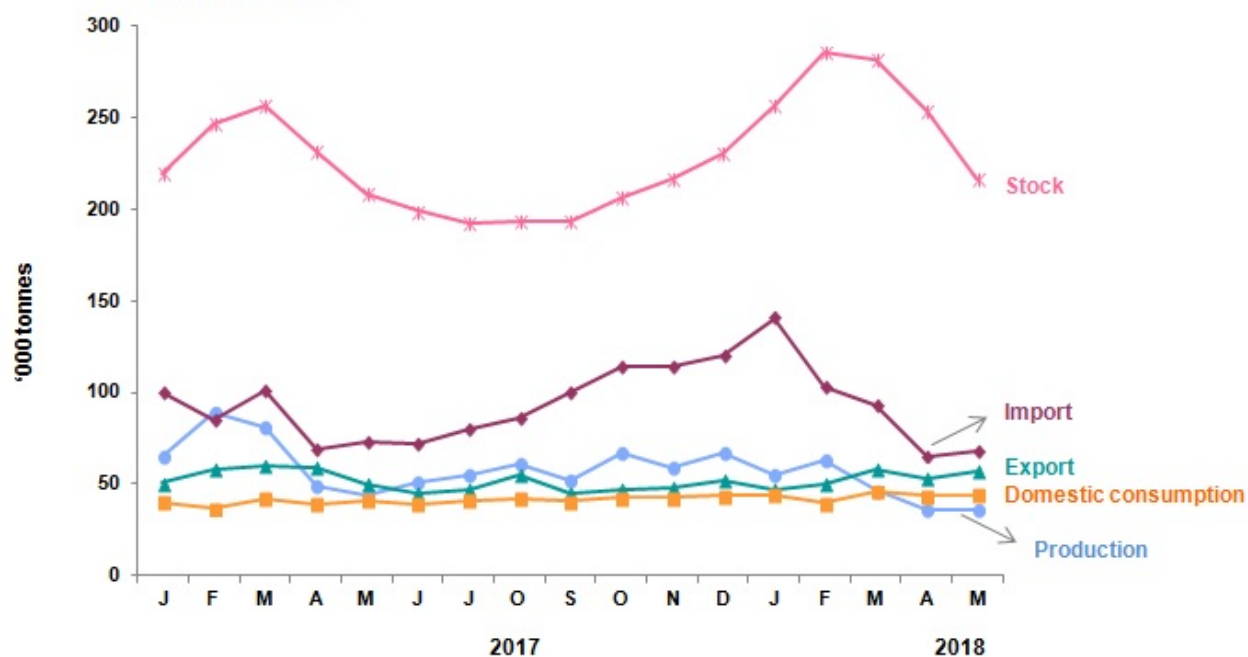
Source: Ministry of Primary Industries

Table 1 presents the principal statistics of rubber for May 2018 while Chart 1 shows the monthly time series from May 2017 to May 2018.

Table 1: Principal statistics of rubber, May 2018

Principal Statistics	May 2017	April 2018	May 2018	Change month-on-month May 2018/ April 2018 (%)	Change year-on-year May 2018/ May 2017 (%)
Production (tonnes)	43,962	35,726	35,789	0.2	-18.6
Exports (tonnes)	50,126	53,203	57,263	7.6	14.2
Imports (tonnes)	72,500	65,299	67,439	3.3	-7.0
Domestic consumption (tonnes)	40,965	43,406	44,043	1.5	7.5
Closing stocks (tonnes)	208,216	253,799	216,674	-14.6	4.1
Number of paid workers (estate)	9,760	10,289	10,348	0.6	6.0
Salaries & wages (estate) (RM'000)	12,296	11,751	12,726	8.3	3.5

Chart 1: Monthly production, exports, imports, domestic consumption and stocks of natural rubber 2017/2018



*Notes:

Data for May 2018 is **provisional**. The data will be updated based on the latest available figures and subsequently published in the June 2018 publication.

Released By:

DATO' SRI DR. MOHD UZIR MAHIDIN
CHIEF STATISTICIAN MALAYSIA
DEPARTMENT OF STATISTICS, MALAYSIA

 [DrUzir_Mahidin](#)   [Dr_Uzir](#)

#myHariBulan# #myBulan# #myTahun#

Contact person:

Ho Mei Kei
Public Relation Officer
Strategic Communication and International Division
Department of Statistics, Malaysia
Tel : +603-8885 7942
Fax : +603-8888 9248
Email : mkho[at]dosm.gov.my

Contact person:

Baharudin Mohamad
Public Relation Officer
Strategic Communication and International Division
Department of Statistics Malaysia
Tel : +603-8090 4681
Fax : +603-8888 9248
Email : baharudin[at]dosm.gov.my

Copyright ©2026 Department of Statistics Malaysia Official Portal. All Rights Reserved.