



MONTHLY RUBBER STATISTICS MALAYSIA, JUNE 2020

Production of natural rubber increased 59.3 per cent in June 2020

Production of natural rubber increased **59.3** per cent in June 2020 to **33,531** tonnes as compared to **21,044** tonnes in the previous month. Comparison year on year showed a decrease of **8.9** per cent as compared to the same month in the previous year.

Exports of Malaysia's natural rubber amounted **38,587** tonnes in June 2020, an increase of **14.2** per cent against **33,780** tonnes in May 2020. People's Republic of China remains as the main destination for natural rubber exports, with a share of **68.1** per cent of total exports by June 2020 followed by Finland (**4.2%**), Germany (**3.8%**), U.S.A (**2.9%**) and Taiwan (**2.7%**). Rubber gloves are still the main export item with export value increasing by **30.7** per cent from **RM2.13** billion in May 2020 to **RM2.78** billion in June 2020.

Stocks of natural rubber also declined in June 2020 by **12.6** per cent to **254,105** tonnes as compared to **290,607** tonnes in May 2020.

Average price of Latex Concentrate recorded an increase of **479.90** sen per kilogramme as compared to May 2020 (**432.16** sen per kilogramme). Standard Malaysian Rubber 20 (S.M.R. 20) also increased to **484.33** sen per kilogramme as compared to **470.13** sen per kilogramme for the same period.

Total domestic consumption for natural rubber was **44,217** tonnes, increased **8.7** per cent as compared to the previous month. Rubber gloves industry dominates the use of natural rubber with **34,358** tonnes or **77.7** per cent from the total domestic consumption.



MONTHLY RUBBER STATISTICS

JUNE 2020

21,044



May 2020

PRODUCTION

Tonnes

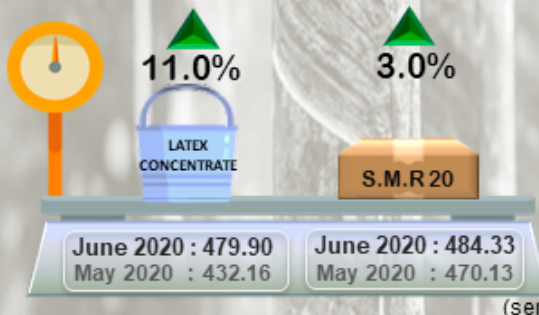
59.3%

33,531



June 2020^P

AVERAGE PRICE



STOCKS

June 2020^P : 254,105 tonnes



Rubber processors
90.5%



Rubber consumers
9.2%



Rubber estates
0.3%

Rubber gloves



77.7%

Rubber thread



7.3%

DOMESTIC CONSUMPTION

June 2020^P: 44,217 tonnes

Tyres and tubes



6.5%

Others



8.5%

P.R. China



68.1%

Finland



4.2%

EXPORTS

June 2020^P: 38,587 tonnes

Taiwan



2.7%

Germany



3.8%

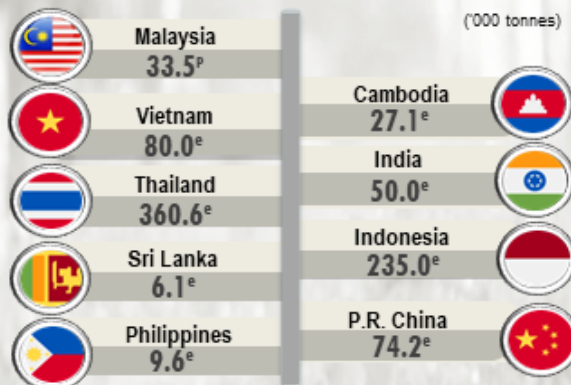
U.S.A



2.9%

Production of natural rubber by main producing countries*, June 2020

(*000 tonnes)



Source: Ministry of Primary Industries

*Association of Natural Rubber Producing Countries (ANRPC)

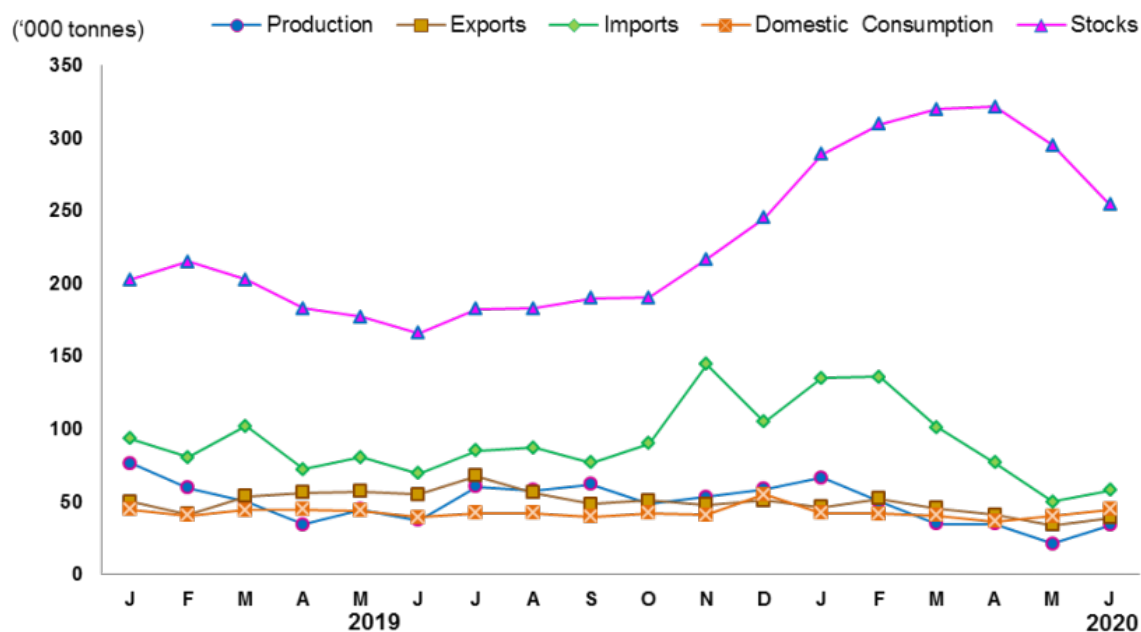
^P : preliminary
^e : estimate

Table 1 presents the principal statistics of rubber for June 2020 while Chart 1 shows the monthly time series from June 2019 to June 2020.

Table 1: Principal statistics of rubber, June 2020

Principal Statistics	June 2019	May 2020	June 2020	Change month-on-month June 2020/ May 2020 (%)	Change year-on-year June 2020/ June 2019 (%)
Production (tonnes)	36,796	21,044	33,531	59.3	-8.9
Exports (tonnes)	54,547	33,780	38,587	14.2	-29.3
Imports (tonnes)	68,925	49,658	57,598	16.0	-16.4
Domestic consumption (tonnes)	38,787	40,691	44,217	8.7	14.0
Closing stocks (tonnes)	165,636	290,607	254,105	-12.6	53.4
Number of paid workers (estate)	10,950	10,408	10,055	-3.4	-8.2
Salaries & wages (estate) (RM'000)	15,513	14,080	15,537	10.3	0.2

Chart 1: Monthly production, exports, imports, domestic consumption and stocks of natural rubber 2019/2020



*Notes:

Data for June 2020 is **provisional**. The data will be updated based on the latest available figures and subsequently published in the July 2020 publication.

Released By:

DATO' SRI DR. MOHD UZIR MAHIDIN
CHIEF STATISTICIAN MALAYSIA
DEPARTMENT OF STATISTICS, MALAYSIA

 [DrUzir_Mahidin](#)   [Dr_Uzir](#)

#myHariBulan# #myBulan# #myTahun#

Contact person:

Mohd Yusrizal bin Ab. Razak
Public Relation Officer
Strategic Communication and International Division
Department of Statistics, Malaysia
Tel : +603-8885 7942
Fax : +603-8888 9248
E-mail : yusrizal.razak[at]dosm.gov.my

Contact person:

Baharudin Mohamad
Public Relation Officer
Strategic Communication and International Division
Department of Statistics Malaysia
Tel : +603-8090 4681
Fax : +603-8888 9248
Email : baharudin[at]dosm.gov.my

Copyright ©2026 Department of Statistics Malaysia Official Portal. All Rights Reserved.