



MONTHLY RUBBER STATISTICS MALAYSIA, JUNE 2019

Natural rubber production in June 2019 decreased 16.9 per cent

Malaysia's natural rubber production in June 2019 was **36,957** tonnes, decreased **10.7** per cent as compared to **41,364** tonnes as recorded in June 2018. Month-on-month comparison showed the production of natural rubber declined by **16.9** per cent from **44,479** tonnes in May 2019.

Exports of Malaysia's natural rubber amounted **54,547** tonnes, decreased by **4.1** per cent against **56,850** tonnes in May 2019. China is the main destination of exported natural rubber, **61.3** per cent of the total exports in June 2019 followed by Germany (**9.8%**), U.S.A. (**3.6%**), Iran (**3.4%**) and Korea (**1.9%**).

Stocks of natural rubber recorded in June 2019 was **165,596** tonnes, decreased by **6.4** per cent from **176,972** tonnes in May 2019.

Average price of Latex Concentrate was **496.61** sen per kilogramme in June 2019, increased by **2.5** per cent whereas the average price of Standard Malaysian Rubber 20 (S.M.R.20) decreased 0.3 per cent to **623.92** sen per kilogramme as compared to the average price recorded in May 2019.

Total domestic consumption of natural rubber was **38,791** tonnes, a decrease of **10.9** per cent against **43,529** tonnes as reported in May 2019. Natural rubber is widely used in the manufacturing of rubber glove industry with a consumption of **28,817** tonnes or **74.3** per cent of the total domestic consumption.

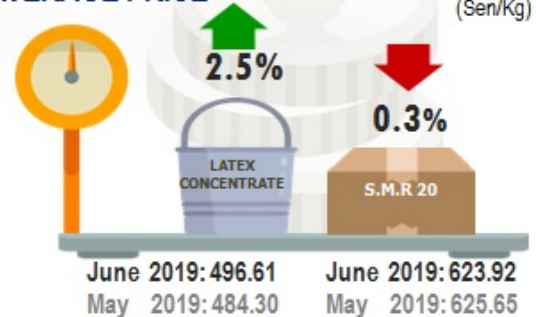


MONTHLY RUBBER STATISTICS, JUNE 2019

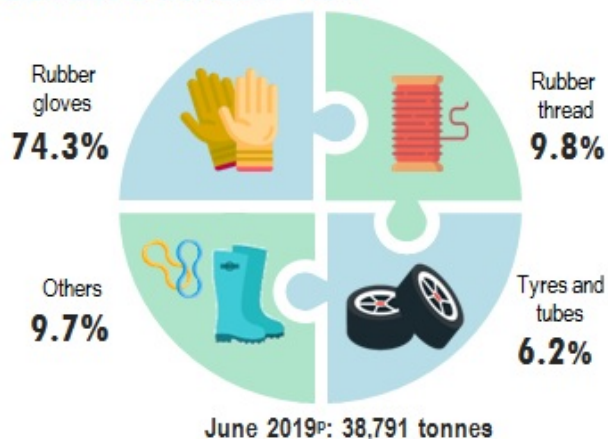
PRODUCTION



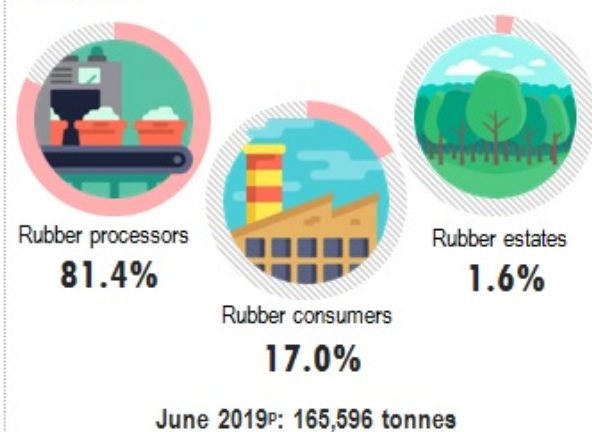
AVERAGE PRICE



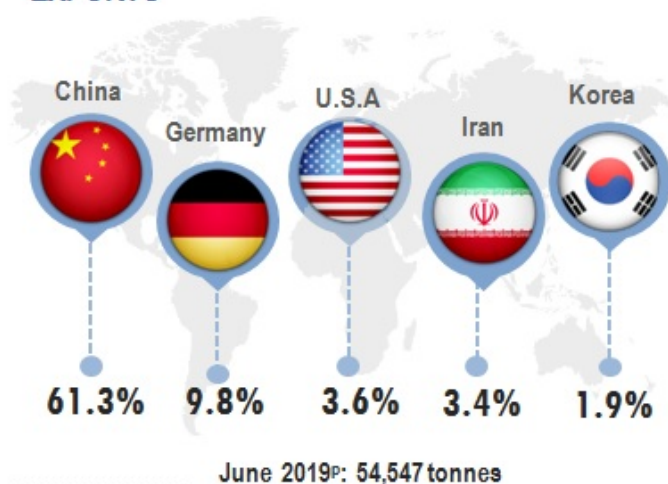
DOMESTIC CONSUMPTION



STOCKS



EXPORTS



p = preliminary

Production of natural rubber by main producing countries*, April 2019



Source: Ministry of Primary Industries

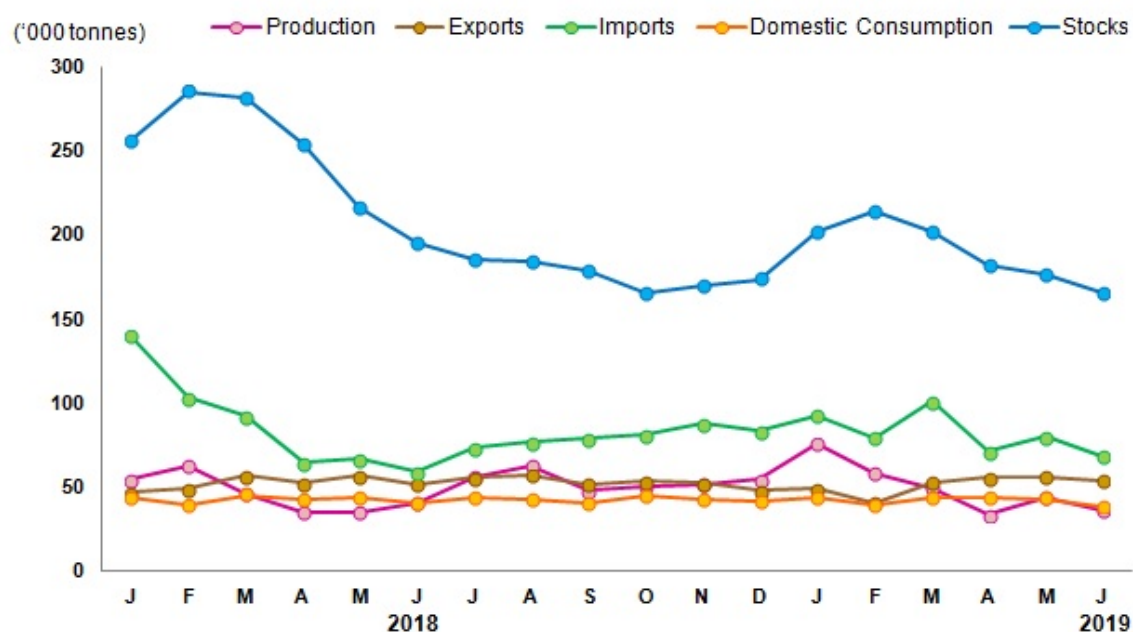
*Association of Natural Rubber Producing Countries (ANRPC)

Table 1 presents the principal statistics of rubber for June 2019 while Chart 1 shows the monthly time series from June 2018 to June 2019.

Table 1: Principal statistics of rubber, June 2019

Principal Statistics	June 2018	May 2019	June 2019	Change month-on-month June 2019/ May 2019 (%)	Change year-on-year June 2019/ June 2018 (%)
Production (tonnes)	41,364	44,479	36,957	-16.9	-10.7
Exports (tonnes)	52,395	56,850	54,547	-4.1	4.1
Imports (tonnes)	59,820	80,212	68,925	-14.1	15.2
Domestic consumption (tonnes)	40,820	43,529	38,791	-10.9	-5.0
Closing stocks (tonnes)	196,084	176,972	165,596	-6.4	-15.5
Number of paid workers (estate)	12,094	10,784	10,821	0.3	-10.5
Salaries & wages (estate) (RM'000)	15,459	16,609	15,286	-8.0	-1.1

Chart 1: Monthly production, exports, imports, domestic consumption and stocks of natural rubber 2018/2019



*Notes:

Data for June 2019 is **provisional**. The data will be updated based on the latest available figures and subsequently published in the July 2019 publication.

Released By:

DATO' SRI DR. MOHD UZIR MAHIDIN
CHIEF STATISTICIAN MALAYSIA
DEPARTMENT OF STATISTICS, MALAYSIA

 [DrUzir_Mahidin](#)  [Dr_Uzir](#) 

#myHariBulan# #myBulan# #myTahun#

Contact person:

Rohaida binti Mohamad
Public Relation Officer
Strategic Communication and International Division
Department of Statistics, Malaysia
Tel : +603-8885 7942
Fax : +603-8888 9248
Email : rohaida.mohamad[at]dosm.gov.my

Contact person:

Baharudin Mohamad
Public Relation Officer
Strategic Communication and International Division
Department of Statistics Malaysia
Tel : +603-8090 4681
Fax : +603-8888 9248
Email : baharudin[at]dosm.gov.my

Copyright ©2025 Department of Statistics Malaysia Official Portal. All Rights Reserved.