



MONTHLY RUBBER STATISTICS MALAYSIA, JUNE 2017

Production of natural rubber increased 15.1 per cent in June 2017

Natural rubber production in June 2017 was **50,614** tonnes, an increase of **15.1** per cent compared to **43,962** tonnes in the previous month. Smallholding sector was a major contributor to the production of natural rubber with a contribution exceeding **90** per cent.

Average monthly price of Latex Concentrate was **573.08** sen per kilogramme, decreased by **9.1** per cent from **630.52** sen per kilogramme in May 2017. Standard Malaysian Rubber 20 also showed a decrease of **7.3** per cent to **602.71** sen per kilogramme compared to **650.05** sen per kilogramme in the previous month.

Exports of natural rubber declined by **10.9** per cent from **50,126** tonnes to **44,683** tonnes in June 2017. Five main destinations of natural rubber exports were China, Germany, Taiwan, USA and Iran.

Domestic consumption of natural rubber dropped **4.4** per cent from **40,965** tonnes to **39,183** tonnes within the same period. Rubber gloves industry remains as the main domestic consumer with consumption of more than **70** per cent.

Stocks of natural rubber at the end of June 2017 was **198,994** tonnes against **208,200** tonnes in May 2017 with a decrease of **4.4** per cent.

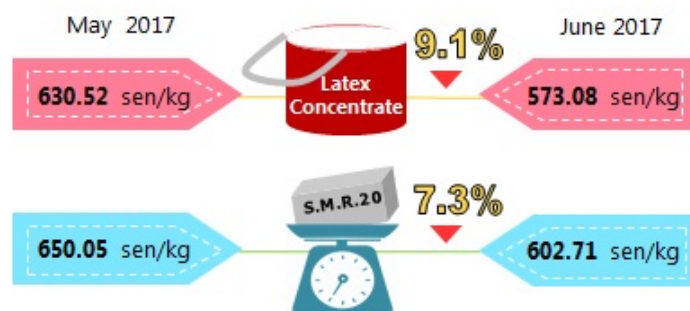


Production of natural rubber increased 15.1 per cent in June 2017

Natural rubber production is dominated by smallholding sector with contribution exceeding 90%.



Average price



Domestic Consumption

Total : **39,183 tonnes**

Rubber gloves industry is the main domestic consumer with consumption of more than 70%.



**Rubber
Gloves**
74.0%



**Rubber
Thread**
9.9%



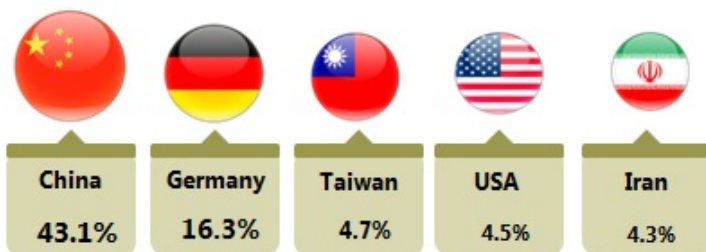
**Tyres and
Tubes**
7.3%



Others
8.9%

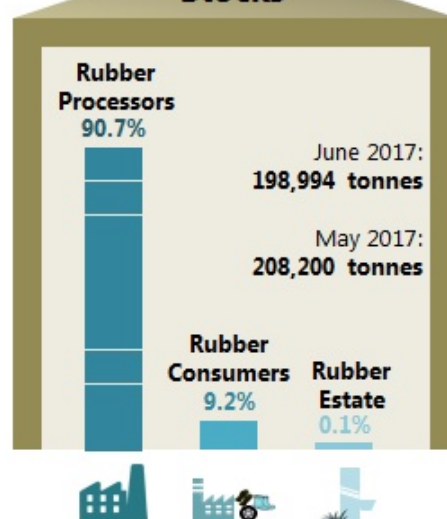
Exports

Exports of natural rubber decreased by 10.9% as compared to May 2017. The main destination of natural rubber exports was China.

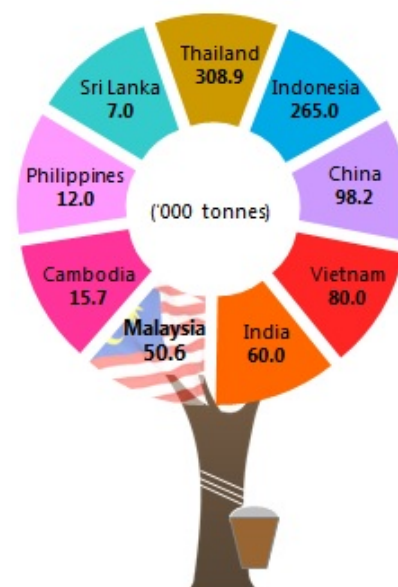


Total exports : **44,683 tonnes**

Stocks



Production of Natural Rubber by Association of Natural Rubber Producing Countries (ANRPC), June 2017



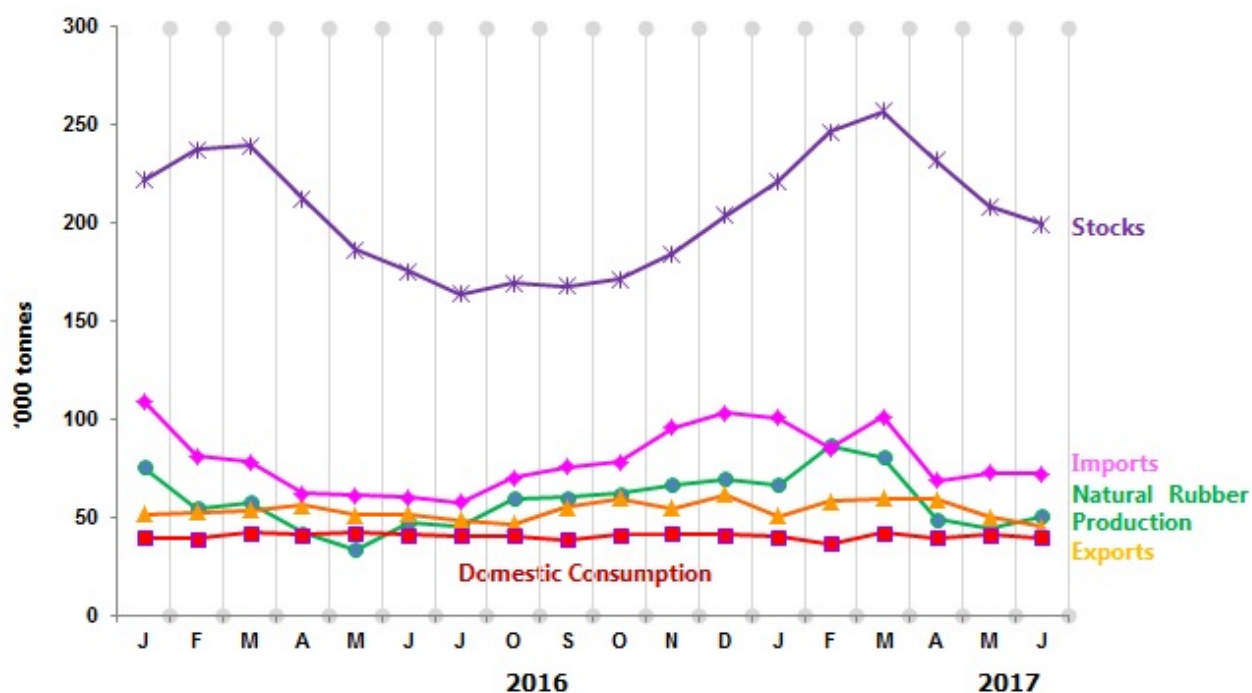
Source: Ministry of Plantation Industries and Commodities

Table 1 presents the principal statistics of rubber for June 2017 while Chart 1 shows the monthly time series from June 2016 to June 2017.

Table 1: Principal statistics of rubber, June 2017

Principal Statistics	June 2017	May 2017	June 2016	Change month-on-month (%)	Change year-on-year (%)
Production (tonnes)	50,614	43,962	47,188	15.1	7.3
Exports (tonnes)	44,683	50,126	51,328	-10.9	-12.9
Imports (tonnes)	72,173	72,500	60,038	-0.5	20.2
Domestic consumption (tonnes)	39,183	40,965	40,861	-4.4	-4.1
Closing stocks (tonnes)	198,994	208,200	175,205	-4.4	13.6
Number of paid workers (estate)	9,687	9,725	10,895	-0.4	-11.1
Salaries & wages (RM'000) (estate)	11,793	12,362	13,243	-4.6	-10.9

Chart 1: Monthly production, exports, imports, domestic consumption and stocks of natural rubber 2016/2017



*Notes:

Data for June 2017 is **provisional**. The data will be updated based on the latest available figures and subsequently published in the July 2017 publication.

Released By:

**THE OFFICE OF CHIEF STATISTICIAN MALAYSIA
DEPARTMENT OF STATISTICS, MALAYSIA
#myHariBulan# #myBulan# #myTahun#**

Contact person:

Ho Mei Kei
Public Relation Officer
Corporate and User Services Division
Department of Statistics, Malaysia
Tel : +603-8885 7942
Fax : +603-8888 9248
Email : mkho[at]stats.gov.my

Contact person:

Baharudin Mohamad
Public Relation Officer
Strategic Communication and International Division
Department of Statistics Malaysia
Tel : +603-8090 4681
Fax : +603-8888 9248
Email : baharudin[at]dosm.gov.my

Copyright ©2025 Department of Statistics Malaysia Official Portal. All Rights Reserved.