



---

## MONTHLY RUBBER STATISTICS MALAYSIA, JULY 2020

---

### **Production of natural rubber increased 24.7 per cent in July 2020**

Production of natural rubber increased **24.7** per cent in July 2020 to **41,801** tonnes as compared to **33,531** tonnes in the previous month. Comparison year on year showed a decrease of **30.4** per cent as compared to the same month in the previous year.

Exports of Malaysia's natural rubber amounted **45,386** tonnes in July 2020, an increase of **17.6** per cent against **38,587** tonnes in June 2020. People's Republic of China remains as the main destination for natural rubber exports, with a share of **58.9** per cent of total exports in July 2020 followed by Germany (**6.0%**), Finland (**5.1%**), Iran (**3.9%**) and Taiwan (**3.0%**). Rubber gloves was the main export item with export value increasing by **14.0** per cent from **RM2.78** billion in June 2020 to **RM3.17** billion in July 2020.

Stocks of natural rubber also declined in July 2020 by **7.4** per cent to **235,119** tonnes as compared to **253,994** tonnes in June 2020.

Average price of Latex Concentrate recorded a decrease of **467.20** sen per kilogramme as compared to June 2020 (**479.90** sen per kilogramme). On the other hand, Standard Malaysian Rubber 20 (S.M.R. 20) increased to **497.86** sen per kilogramme as compared to **484.33** sen per kilogramme for the same period.

Total domestic consumption for natural rubber was **46,844** tonnes, increased **5.8** per cent as compared to the previous month. Rubber gloves industry dominates the use of natural rubber with **36,024** tonnes or **76.9** per cent from the total domestic consumption.



## MONTHLY RUBBER STATISTICS

## JULY 2020



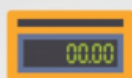
### PRODUCTION

tonnes

JULY 2020<sup>P</sup> : 41,801

JUNE 2020 : 33,531

↑ 24.7%



### AVERAGE PRICE

sen/kg

JULY 2020 : 467.20

JUNE 2020 : 479.90

↓ 2.6%

JULY 2020 : 497.86

JUNE 2020 : 484.33


↑ 2.8%



Concentrate  
Latex



S.M.R 20



### STOCKS

tonnes

JULY 2020<sup>P</sup> : 235,119



Rubber  
Estates

0.1%



Rubber  
Consumer

10.5%



Rubber  
Processors

89.4%

### DOMESTIC CONSUMPTION

tonnes

JULY 2020<sup>P</sup> : 46,844



76.9%

Rubber gloves



8.1%

Rubber thread



6.1%

Tyres and tube



8.9%

Others

### Production of natural rubber by main producing countries\*

('000 tonnes)



**MALAYSIA**

41.8<sup>P</sup>



Thailand  
442.2<sup>e</sup>



Sri Lanka  
6.1<sup>e</sup>



Cambodia  
27.7<sup>e</sup>



India  
50.0<sup>e</sup>



P.R. China  
89.0<sup>e</sup>



Vietnam  
100.0<sup>e</sup>



Philippines  
7.2<sup>e</sup>



Indonesia  
240.0<sup>e</sup>



P.R. China  
58.9%



Taiwan  
3.0%



Germany  
6.0%



### EXPORT

JULY 2020<sup>P</sup>  
45,386



Finland  
5.1%



Iran  
3.9%

\*Association of Natural Rubber Producing Countries (ANRPC)

Source : Ministry of Plantation Industries and Commodities, MPIC

p : provisional | e : estimate

Source : Monthly Rubber Statistics, Malaysia, July 2020

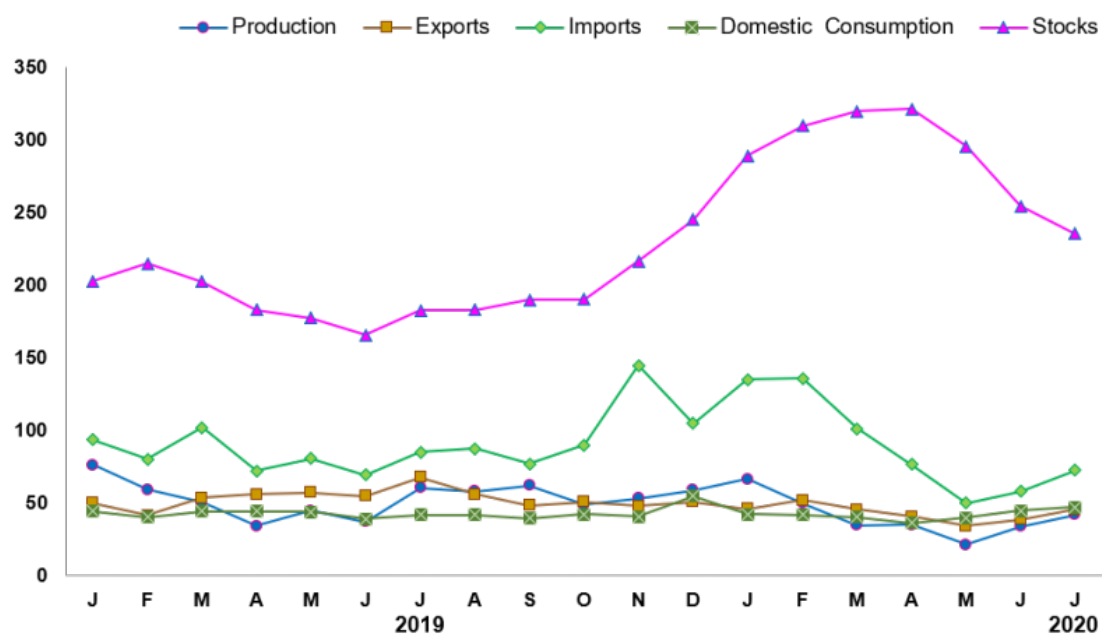
Table 1 presents the principal statistics of rubber for July 2020 while Chart 1 shows the monthly time series from July 2019 to July 2020.

**Table 1: Principal statistics of rubber, July 2020**

Principal Statistics	July 2019	June 2020	July 2020	Change month-on-month July 2020/ June 2020 (%)	Change year-on-year July 2020/ July 2019 (%)
Production (tonnes)	60,088	33,531	41,801	24.7	-30.4
Exports (tonnes)	67,273	38,587	45,386	17.6	-32.5
Imports (tonnes)	84,560	57,598	72,114	25.2	-14.7
Domestic consumption (tonnes)	41,796	44,275	46,844	5.8	12.1
Closing stocks (tonnes)	181,906	253,994	235,119	-7.4	29.3
Number of paid workers (estate)	11,160	10,057	10,331	2.7	-7.4
Salaries & wages (estate) (RM'000)	18,539	15,537	16,098	3.6	-13.2

**Chart 1: Monthly production, exports, imports, domestic consumption and stocks of natural rubber 2019/2020**

('000 tonnes)



\*Notes:

Data for July 2020 is **provisional**. The data will be updated based on the latest available figures and subsequently published in the August 2020 publication.

**Released By:**

**DATO' SRI DR. MOHD UZIR MAHIDIN**  
**CHIEF STATISTICIAN MALAYSIA**  
**DEPARTMENT OF STATISTICS, MALAYSIA**

 [DrUzir\\_Mahidin](#)  [Dr\\_Uzir](#) 

**#myHariBulan# #myBulan# #myTahun#**

**Contact person:**

Mohd Yusrizal bin Ab. Razak  
Public Relation Officer  
Strategic Communication and International Division  
Department of Statistics, Malaysia  
Tel : +603-8885 7942  
Fax : +603-8888 9248  
E-mail : yusrizal.razak[at]dosm.gov.my

**Contact person:**

Baharudin Mohamad  
Public Relation Officer  
Strategic Communication and International Division  
Department of Statistics Malaysia  
Tel : +603-8090 4681  
Fax : +603-8888 9248  
Email : baharudin[at]dosm.gov.my

**Copyright ©2025 Department of Statistics Malaysia Official Portal. All Rights Reserved.**