



MONTHLY RUBBER STATISTICS MALAYSIA, DECEMBER 2016

Natural Rubber (NR) increased by 5.2 per cent in December 2016

Natural rubber (NR) production increased by **5.2** per cent in December 2016 to **69,727** tonnes as compared to November 2016. The main contributor of NR production is from smallholding sector with **92.9** per cent.


Average monthly price of Latex Concentrate was **615.88** sen per kilogramme, rose by **77.43** sen per kilogramme from the previous month. For Standard Malaysian Rubber 20, the average monthly price also went up by **127.39** sen per kilogramme to **839.55** sen per kilogramme.

Exports of NR in December 2016 recorded at **61,380** tonnes increased by **12.4** per cent as compared to the previous month. Five main destinations of NR exports were China, Germany, Iran, U.S.A and Finland.

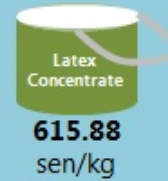
Meanwhile, domestic consumption of NR dropped by **0.9** per cent to **40,838** tonnes within the same period. Rubber gloves industry remains as a main domestic consumer of NR at **74.9** per cent.

At the end of December 2016, level of NR stocks increased by **10.4** per cent to **203,451** tonnes.

Natural Rubber (NR) increased by 5.2 per cent in December 2016



More than **90%** of NR production was from the smallholding sector.




Average price
Latex concentrate : 14.4%
S.M.R.20 : 17.9%



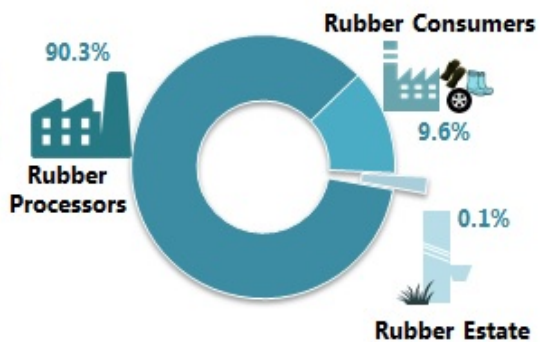
Domestic Consumption

Total : **40,838 tonnes**



Rubber gloves industry was the largest consumer of NR which is **74.9%**.

Stocks

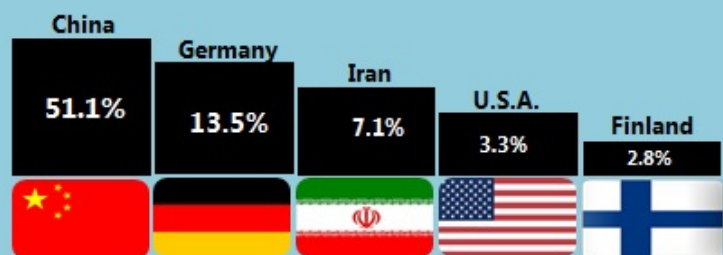


Dec. 2016: **203,451 tonnes**
Nov. 2016: **184,265 tonnes**

Exports

Exports of NR increased by **12.4%** as compared to November 2016.
The main destination of NR exports was China.

Total exports : **61,380 tonnes**



Production of NR by Association of Natural Rubber Producing Countries (ANRPC)



Source: Ministry of Plantation Industries and Commodities

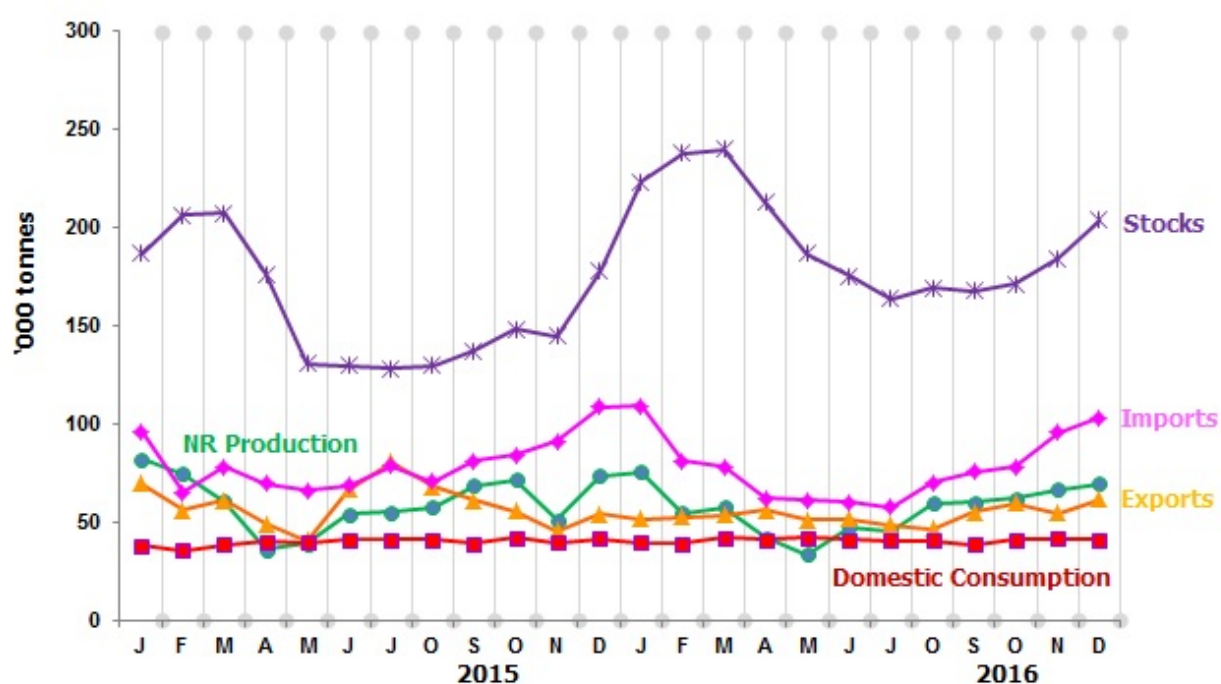
Source: Monthly Rubber Statistics Malaysia, December 2016, Department of Statistics, Malaysia

Table 1 presents the principal statistics of rubber for December 2016 while Chart 1 shows the monthly time series.

Table 1: Principal statistics of rubber, December 2016

Principal Statistics	December 2016	November 2016	December 2015	Change month-on-month (%)	Change year-on-year (%)
Production (tonnes)	69,727	66,293	73,584	5.2	-5.2
Exports (tonnes)	61,380	54,624	54,154	12.4	13.3
Imports (tonnes)	103,125	95,452	108,656	8.0	-5.1
Domestic consumption (tonnes)	40,838	41,196	41,374	-0.9	-1.3
Closing stocks (tonnes)	203,451	184,265	177,743	10.4	14.5
Number of paid workers (estate)	10,255	10,211	11,636	0.4	-11.9
Salaries & wages (RM'000) (estate)	16,580	13,227	19,919	25.3	-16.8

Chart 1: Monthly production, exports, imports, domestic consumption and stocks of natural rubber 2015/2016



*Notes:

Data for December 2016 is **provisional**. The data will be updated based on the latest available figures and subsequently published in the January 2017 publication.

Released By:

**THE OFFICE OF CHIEF STATISTICIAN MALAYSIA
DEPARTMENT OF STATISTICS, MALAYSIA
#myHariBulan# #myBulan# #myTahun#**

Contact person:

Ho Mei Kei
Public Relation Officer
Corporate and User Services Division
Department of Statistics, Malaysia
Tel : +603-8885 7942
Fax : +603-8888 9248
Email : mkho[at]stats.gov.my

Contact person:

Baharudin Mohamad
Public Relation Officer
Strategic Communication and International Division
Department of Statistics Malaysia
Tel : +603-8090 4681
Fax : +603-8888 9248
Email : baharudin[at]dosm.gov.my

Copyright ©2025 Department of Statistics Malaysia Official Portal. All Rights Reserved.