



MONTHLY RUBBER STATISTICS MALAYSIA, AUGUST 2020

Production of natural rubber increased 6.6 per cent in August 2020

Production of natural rubber increased **6.6** per cent in August 2020 to **44,543** tonnes as compared to **41,801** tonnes in the previous month. Comparison year on year showed a decrease of **22.7** per cent as compared to the same month in the previous year.

Exports of Malaysia's natural rubber amounted **42,658** tonnes in August 2020, a decrease of **6.0** per cent against **45,386** tonnes in July 2020. People's Republic of China remains as the main destination for natural rubber exports, with a share of **46.8** per cent of total exports in August 2020 followed by Germany (**10.1%**), Finland (**4.3%**), Iran (**3.0%**) and Turkey (**2.4%**). Rubber gloves was the main export item with export value in August 2020 **RM3.0 billion**. However, this export value decreased by **5.2** per cent as compared to **RM3.2 billion** which recorded in July 2020.

The stocks of natural rubber showed a declining trend since May 2020. Stocks declined further in August 2020 by **0.7** per cent to **233,537** tonnes as compared to **235,156** tonnes in July 2020.

Average price of Latex Concentrate recorded an increase of **467.71** sen per kilogramme as compared to July 2020 (**467.20** sen per kilogramme). Standard Malaysian Rubber 20 (S.M.R. 20) also increased to **538.68** sen per kilogramme as compared to **497.86** sen per kilogramme for the same period.

Total domestic consumption for natural rubber was **46,745** tonnes, a decrease of **0.6** per cent as compared to the previous month. Rubber gloves industry dominates the use of natural rubber with **35,542** tonnes or **76.0** per cent from the total domestic consumption.



MONTHLY RUBBER STATISTICS

AUGUST 2020

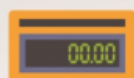


PRODUCTION

tonnes

AUGUST 2020^p : 44,543
JULY 2020 : 41,801

↑ 6.6%



AVERAGE PRICE

sen/kg

AUGUST 2020 : 467.71
JULY 2020 : 467.20

↑ 0.1%

AUGUST 2020 : 538.68
JULY 2020 : 497.86

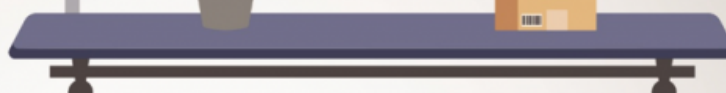
↑ 8.2%



Concentrate
Latex



S.M.R. 20



STOCKS

tonnes

AUGUST 2020^p : 233,537



Rubber
Estates

0.1%



Rubber
Consumer

10.0%



Rubber
Processors

89.9%

DOMESTIC CONSUMPTION

tonnes

AUGUST 2020^p : 46,745



76.0%

Rubber gloves



8.1%

Rubber thread



7.4%

Tyres and tube



8.5%

Others

Production of natural rubber by main producing countries* August 2020

('000 tonnes)



MALAYSIA
44.5^p



Thailand
393.7^e



Sri Lanka
6.2^e



Cambodia
30.0^e



India
58.0^e



P.R. China
100.0^e



Vietnam
130.0^e



Philippines
9.0^e



Indonesia
245.0^e



P.R. China
46.8%



Turkey
2.4%



Germany
10.1%



EXPORT
tonnes

AUGUST 2020^p
45,386



Finland
4.3%



Iran
3.0%

*Association of Natural Rubber Producing Countries (ANRPC)

Source : Ministry of Plantation Industries and Commodities, MPIC

p : provisional | e : estimate

Source : Monthly Rubber Statistics, Malaysia, August 2020

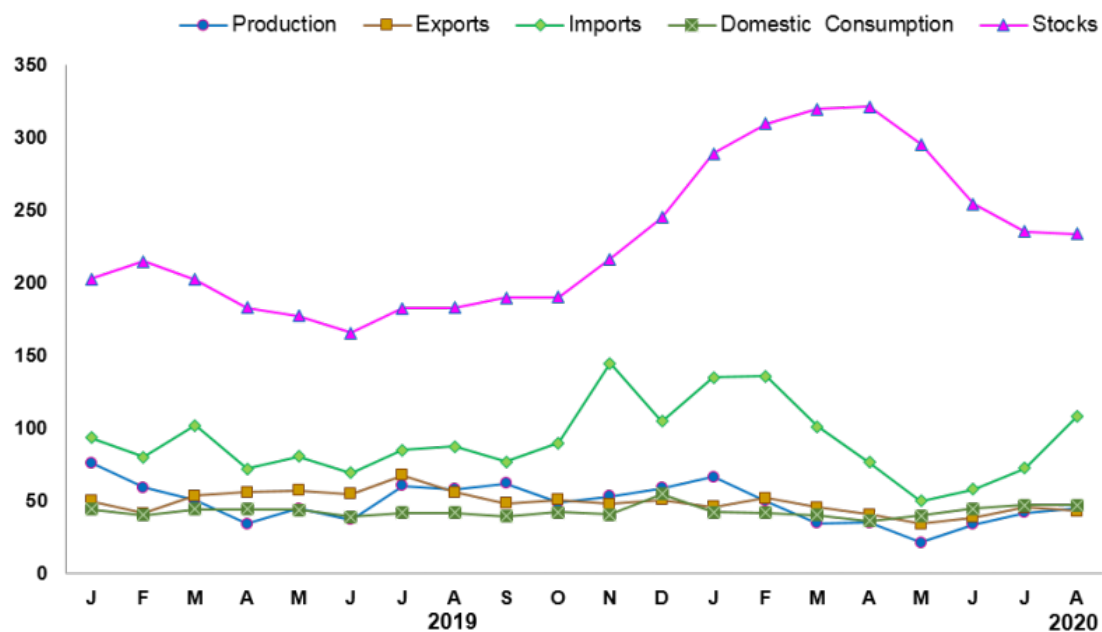
Table 1 presents the principal statistics of rubber for August 2020 while Chart 1 shows the monthly time series from August 2019 to August 2020.

Table 1: Principal statistics of rubber, August 2020

Principal Statistics	August 2019	July 2020	August 2020	Change month-on-month August 2020/ July 2020 (%)	Change year-on-year August 2020/ August 2019 (%)
Production (tonnes)	57,599	41,801	44,543	6.6	-22.7
Exports (tonnes)	55,879	45,386	42,658	-6.0	-23.7
Imports (tonnes)	86,977	72,114	107,947	49.7	24.1
Domestic consumption (tonnes)	41,750	47,042	46,745	-0.6	12.0
Closing stocks (tonnes)	182,695	235,156	233,537	-0.7	27.8
Number of paid workers (estate)	11,086	10,331	10,397	0.6	-6.2
Salaries & wages (estate) (RM'000)	18,170	16,098	17,133	6.4	-5.7

Chart 1: Monthly production, exports, imports, domestic consumption and stocks of natural rubber 2019/2020

('000 tonnes)



*Notes:

Data for August 2020 is **provisional**. The data will be updated based on the latest available figures and subsequently published in the September 2020 publication.

Released By:

DATO' SRI DR. MOHD UZIR MAHIDIN
CHIEF STATISTICIAN MALAYSIA
DEPARTMENT OF STATISTICS, MALAYSIA

 DrUzir_Mahidin   Dr_Uzir

#myHariBulan# #myBulan# #myTahun#

Contact person:

Mohd Yusrizal bin Ab. Razak
Public Relation Officer
Strategic Communication and International Division
Department of Statistics, Malaysia
Tel : +603-8885 7942
Fax : +603-8888 9248
E-mail : yusrizal.razak[at]dosm.gov.my

Contact person:

Baharudin Mohamad
Public Relation Officer
Strategic Communication and International Division
Department of Statistics Malaysia
Tel : +603-8090 4681
Fax : +603-8888 9248
Email : baharudin[at]dosm.gov.my

Copyright ©2026 Department of Statistics Malaysia Official Portal. All Rights Reserved.