



MONTHLY RUBBER STATISTICS MALAYSIA, AUGUST 2019

Natural rubber production in August 2019 decreased 8.4 per cent year on year

Malaysia's natural rubber production in August 2019 decreased **4.1** per cent as compared to last month, from **60,088** tonnes to **57,599** tonnes. For year on year comparison, the production decreased **8.4** per cent as compared to August 2018.

Exports of Malaysia's natural rubber amounted **55,879** tonnes, decreased by **16.9** per cent against **67,273** tonnes in July 2019. People's Republic of China remains as the main natural rubber export destination with share of **52.6** per cent from total exports in August 2019 followed by Germany (**11.0%**), U.S.A. (**3.9%**), Iran (**3.7%**) and Finland (**3.2%**).

Stocks of natural rubber was recorded **182,690** tonnes in August 2019 as compared to **181,906** tonnes in July 2019, with an increase of **0.4** per cent.

Average price of Latex Concentrate was **439.19** sen per kilogramme in August 2019, decreased by **7.8** per cent. The average price of Standard Malaysian Rubber 20 (S.M.R. 20) also decreased **6.6** per cent to **542.48** sen per kilogramme as compared to July 2019.

Total domestic consumption of natural rubber was **41,673** tonnes, decreased **0.3** per cent against **41,796** tonnes as reported in July 2019. Natural rubber is widely used in the rubber glove industry with **31,394** tonnes or **75.3** per cent of the total domestic consumption.

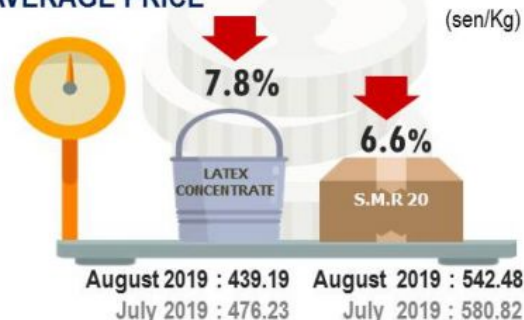


MONTHLY RUBBER STATISTICS, AUGUST 2019

PRODUCTION



AVERAGE PRICE



DOMESTIC CONSUMPTION

Rubber gloves
75.3%



Tyres and tubes
7.9%



Others
9.7%



Rubber thread
7.1%



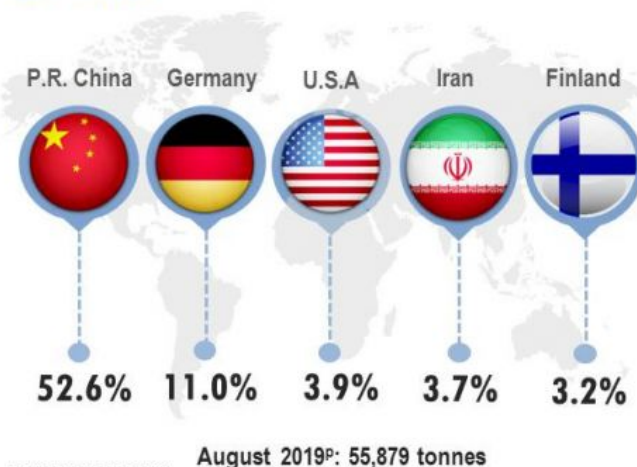
August 2019^P: 41,673 tonnes

STOCKS



August 2019^P: 182,690 tonnes

EXPORTS



p = preliminary

Production of natural rubber by main producing countries*, May 2019



Source: Ministry of Primary Industries

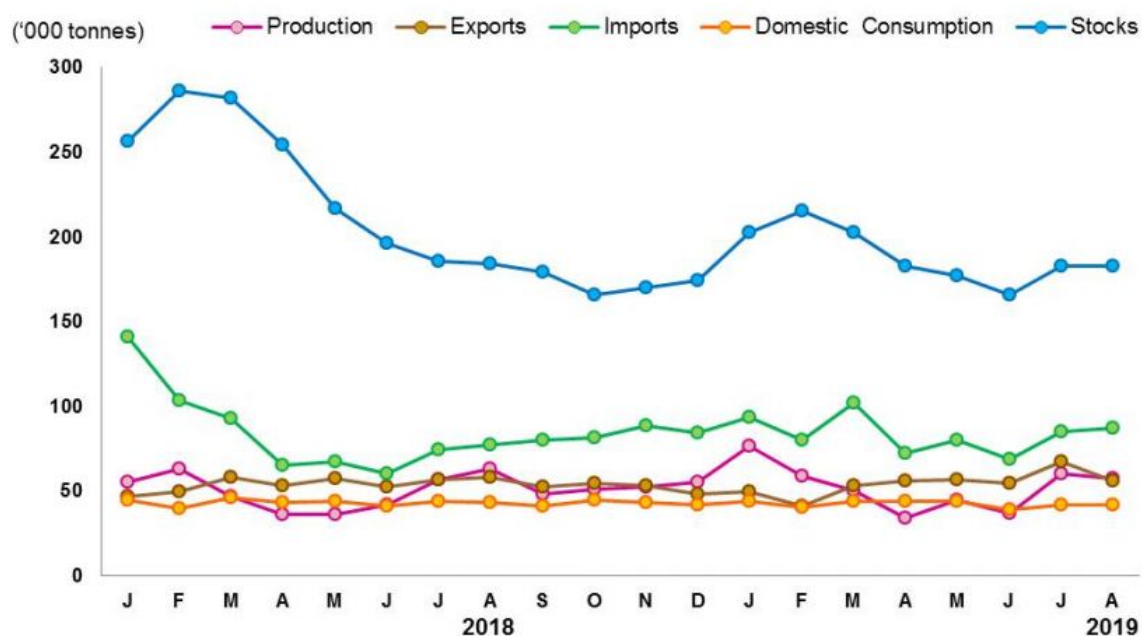
*Association of Natural Rubber Producing Countries (ANRPC)

Table 1 presents the principal statistics of rubber for August 2019 while Chart 1 shows the monthly time series from August 2018 to August 2019.

Table 1: Principal statistics of rubber, August 2019

Principal Statistics	August 2018	July 2019	August 2019	Change month-on-month August 2019/ July 2019 (%)	Change year-on-year August 2019/ August 2018 (%)
Production (tonnes)	62,862	60,088	57,599	-4.1	-8.4
Exports (tonnes)	57,670	67,273	55,879	-16.9	-3.1
Imports (tonnes)	77,246	84,560	86,977	2.9	12.6
Domestic consumption (tonnes)	42,993	41,796	41,673	-0.3	-3.1
Closing stocks (tonnes)	184,051	181,906	182,690	0.4	-0.7
Number of paid workers (estate)	11,752	11,160	11,086	-0.7	-5.7
Salaries & wages (estate) (RM'000)	17,541	18,539	18,170	-2.0	3.6

Chart 1: Monthly production, exports, imports, domestic consumption and stocks of natural rubber 2018/2019



*Notes:

Data for August 2019 is **provisional**. The data will be updated based on the latest available figures and subsequently published in the September 2019 publication.

Released By:

DATO' SRI DR. MOHD UZIR MAHIDIN
CHIEF STATISTICIAN MALAYSIA
DEPARTMENT OF STATISTICS, MALAYSIA

 [DrUzir_Mahidin](#)  [Dr_Uzir](#) 

#myHariBulan# #myBulan# #myTahun#

Contact person:

Rohaida binti Mohamad
Public Relation Officer
Strategic Communication and International Division
Department of Statistics, Malaysia
Tel : +603-8885 7942
Fax : +603-8888 9248
Email : rohaida.mohamad[at]dosm.gov.my

Contact person:

Baharudin Mohamad
Public Relation Officer
Strategic Communication and International Division
Department of Statistics Malaysia
Tel : +603-8090 4681
Fax : +603-8888 9248
Email : baharudin[at]dosm.gov.my

Copyright ©2025 Department of Statistics Malaysia Official Portal. All Rights Reserved.