



MARRIAGE AND DIVORCE STATISTICS, MALAYSIA, 2022



MARRIAGES AND DIVORCES STATISTICS, MALAYSIA, 2022

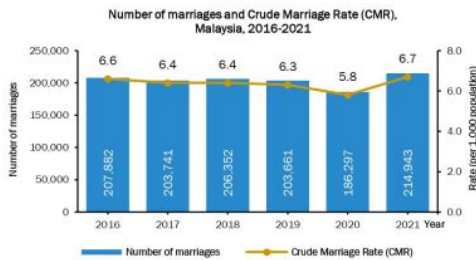
MARRIAGES

2021: 214,943

2020: 186,297

↑ 15.4%

DECEMBER
most popular
month of
marriage



General Marriage Rate

GROOM

45.8

per 1,000 population of
unmarried males aged
18 years and over



BRIDE

47.4

per 1,000 population of
unmarried females aged
16 years and over

Median age at marriage

GROOM

28.0

YEARS



BRIDE

26.0

YEARS

The highest number of marriages at age group

25 - 29

YEARS
for both sexes

Oldest age of groom and bride

GROOM

92

YEARS



BRIDE

84

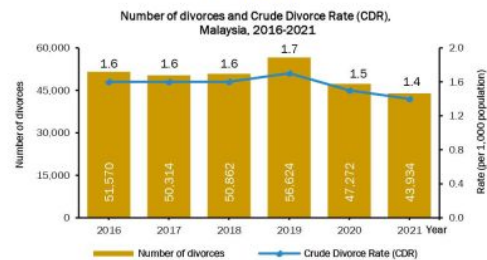
YEARS

DIVORCES

2021: 43,934

2020: 47,272

↓ 7.1%



General Divorce Rate

MALE

6.1

per 1,000 population of
married males aged
18 years and over



FEMALE

6.2

per 1,000 population of
married females aged
16 years and over

Median age at divorce

MALE

38.0

YEARS



FEMALE

35.0

YEARS

The highest number of divorces at age group

MALE

35 - 39
YEARS

&

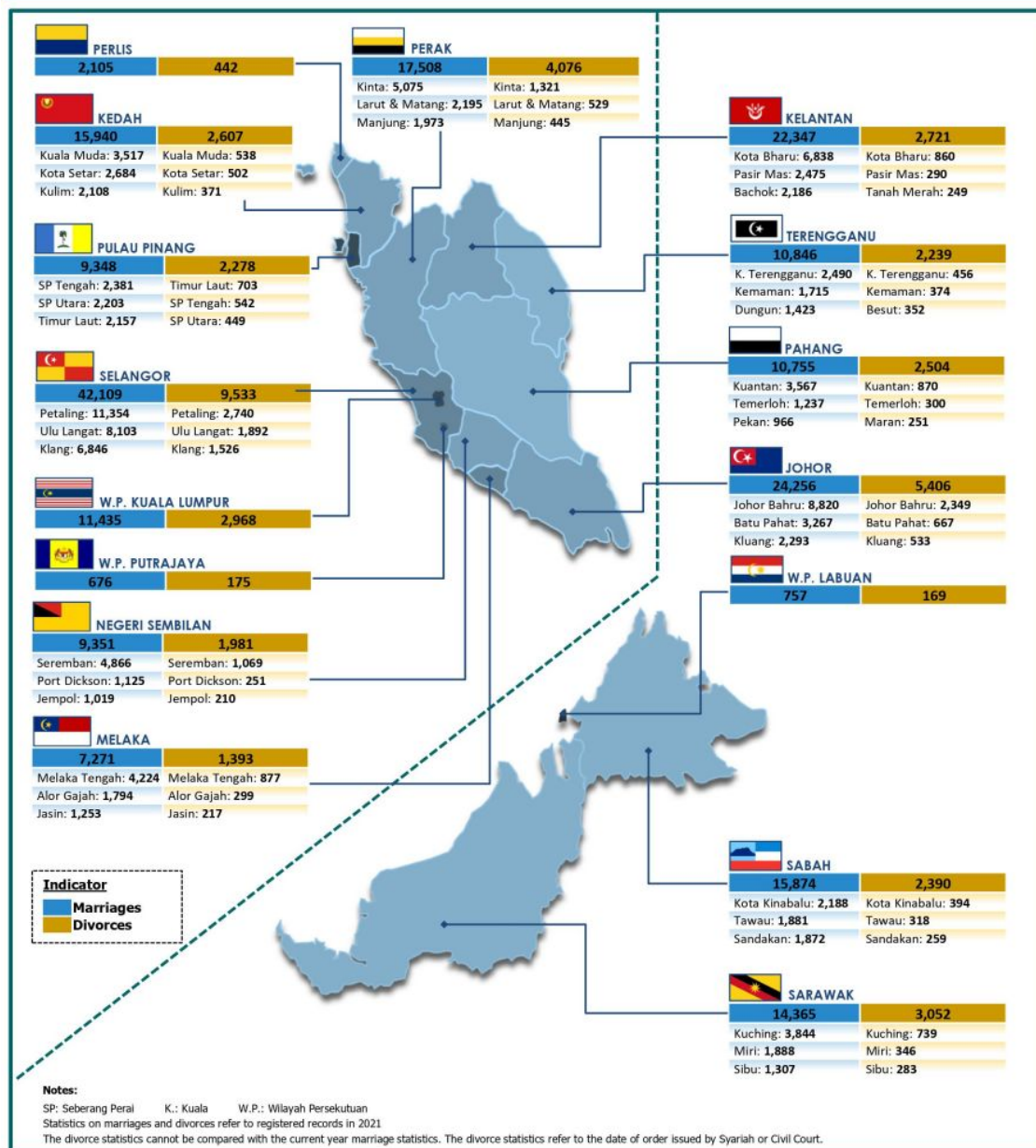
FEMALE

30 - 34
YEARS

Note:

Marriage and divorce data for 2016-2020 have been updated taken into account late registration in National Registration Department (NRD), Department of Islamic Development Malaysia (JAKIM), State Religious Department (JAIN), Department of Syariah Judiciary Malaysia (JKSM) and Native Customs & Traditions (MAIS).

MARRIAGES AND DIVORCES STATISTICS BY THREE HIGHEST ADMINISTRATIVE DISTRICT, MALAYSIA, 2022



MUSLIM MARRIAGES AND DIVORCES STATISTICS, MALAYSIA, 2022

MARRIAGES

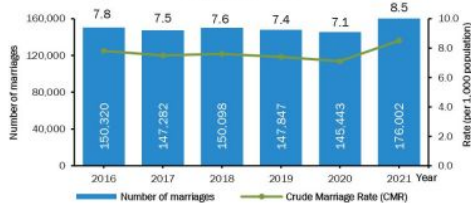
2021: 176,002

2020: 145,443

↑ 21.0%

DECEMBER
most popular
month of
marriage

Number of Muslim marriages and Crude Marriage Rate (CMR),
Malaysia, 2016-2021



General Marriage Rate

GROOM

60.4

per 1,000 population of
unmarried Muslim males
aged 18 years and over



BRIDE

62.0

per 1,000 population of
unmarried Muslim females
aged 16 years and over

Median age at marriage

GROOM

27.0
YEARS



BRIDE

26.0
YEARS

The highest number of marriages at age group

25 - 29

YEARS
for both sexes

Oldest age of groom and bride

GROOM

90
YEARS



BRIDE

84
YEARS

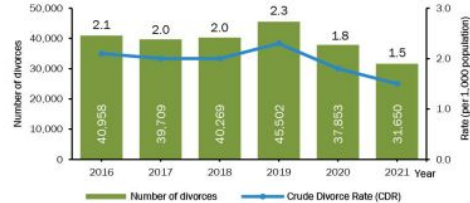
DIVORCES

2021: 31,650

2020: 37,853

↓ 16.4%

Number of Muslim divorces and Crude Divorce Rate (CDR),
Malaysia, 2016-2021



General Divorce Rate

MALE

7.1

per 1,000 population of
married Muslim males
aged 18 years and over



FEMALE

7.3

per 1,000 population of
married Muslim females
aged 16 years and over

Median age at divorce

MALE

37.0
YEARS



FEMALE

35.0
YEARS

The highest number of divorces at age group

30 - 34

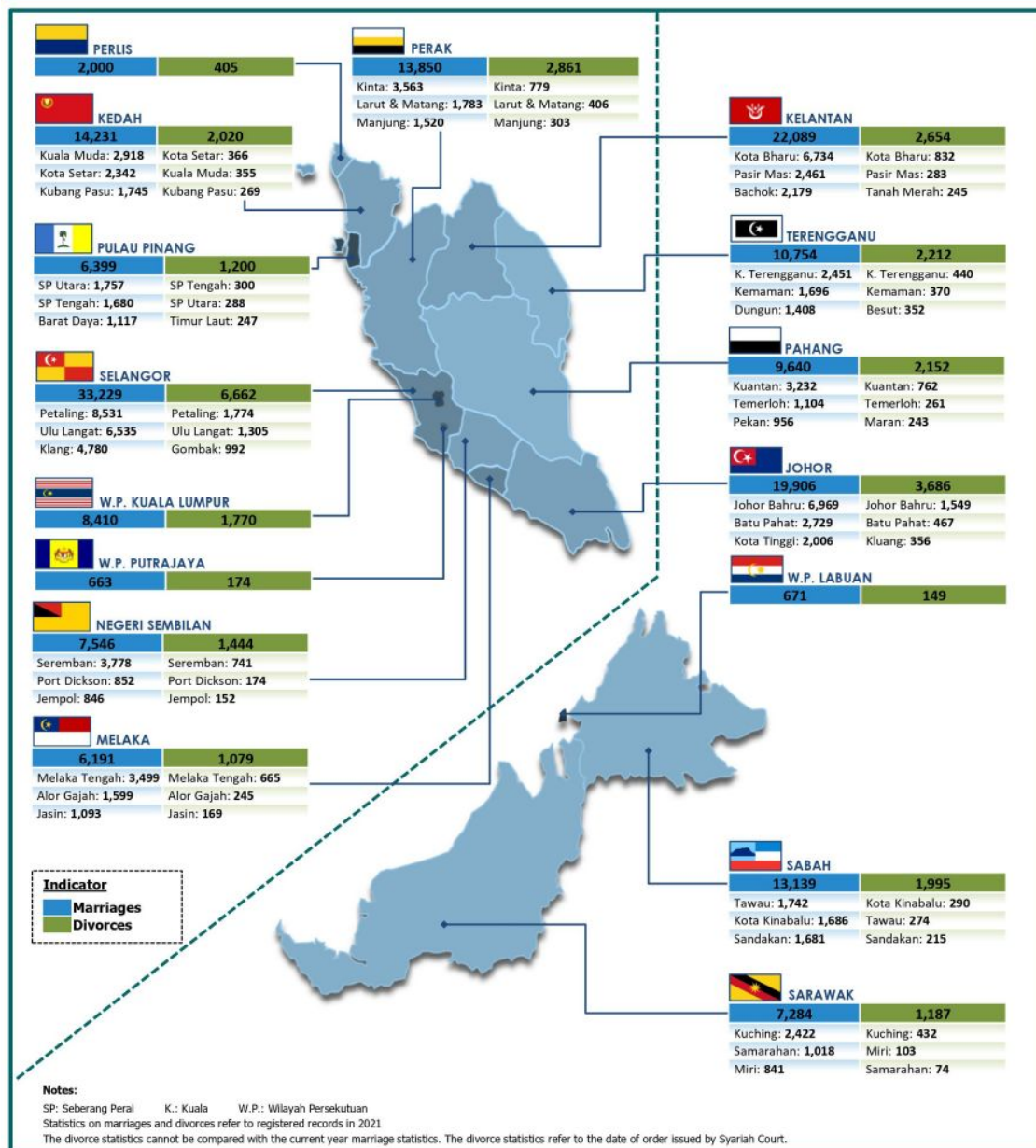
YEARS
for both sexes

The divorce statistics cannot be compared with the current year marriage statistics. The divorce statistics refer to the date of order issued by Syariah Court.

Note:

Marriage and divorce data for 2016-2020 have been updated taken into account late registration in Department of Islamic Development Malaysia (JAKIM), State Religious Department (JAIN) and Department of Syariah Judiciary Malaysia (JKSM)

MUSLIM MARRIAGES AND DIVORCES STATISTICS BY THREE HIGHEST ADMINISTRATIVE DISTRICT, MALAYSIA, 2022



NON-MUSLIM MARRIAGES AND DIVORCES STATISTICS, MALAYSIA, 2022

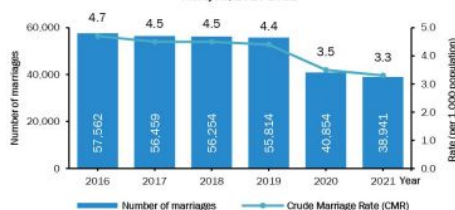
MARRIAGES

2021: 38,941

2020: 40,854

↓ 4.7%

Number of Non-Muslim marriages and Crude Marriage Rate (CMR), Malaysia, 2016-2021



General Marriage Rate

GROOM

21.9

per 1,000 population of
unmarried Non-Muslim males
aged 18 years and over



BRIDE

23.0

per 1,000 population of
unmarried Non-Muslim females
aged 16 years and over

Median age at marriage

GROOM

30.0

YEARS



BRIDE

28.0

YEARS

The highest number of marriages at age group

25 - 29

YEARS

for both sexes

Oldest age of groom and bride

GROOM

92

YEARS



BRIDE

77

YEARS

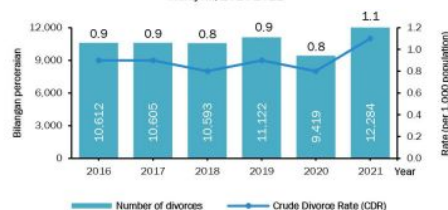
DIVORCES

2021: 12,284

2020: 9,419

↑ 30.4%

Number of Non-Muslim divorces and Crude Divorce Rate (CDR), Malaysia, 2016-2021



General Divorce Rate

MALE

4.4

per 1,000 population of
married Non-Muslim males
aged 18 years and over



FEMALE

4.5

per 1,000 population of
married Non-Muslim females
aged 16 years and over

Median age at divorce

MALE

39.0

YEARS



FEMALE

36.0

YEARS

The highest number of divorces at age group

MALE

35 - 39

YEARS

&

FEMALE

30 - 34

YEARS



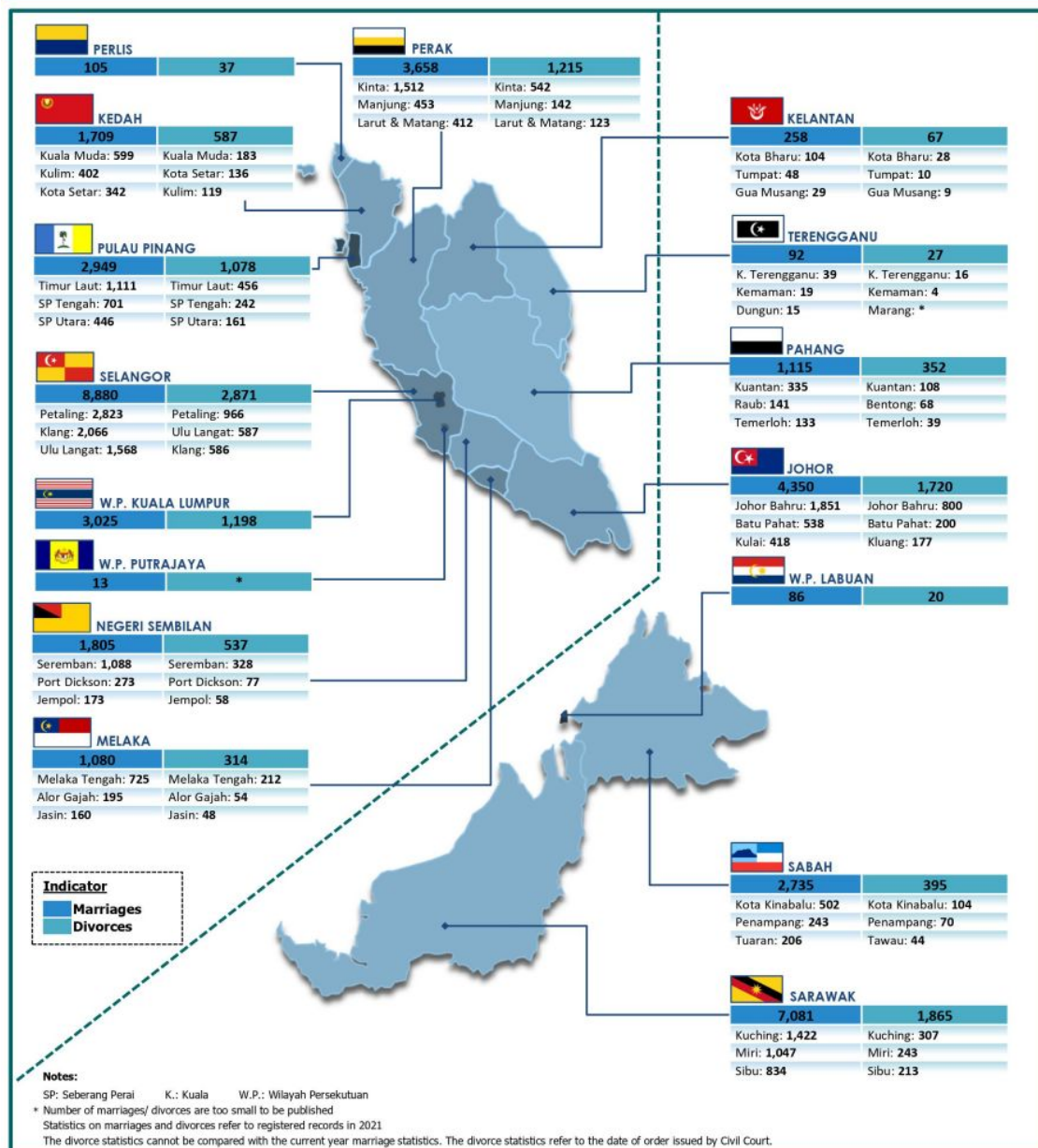
The divorce statistics cannot be compared
with the current year marriage statistics.
The divorce statistics refer to the date of
order issued by Civil Court.



Note:

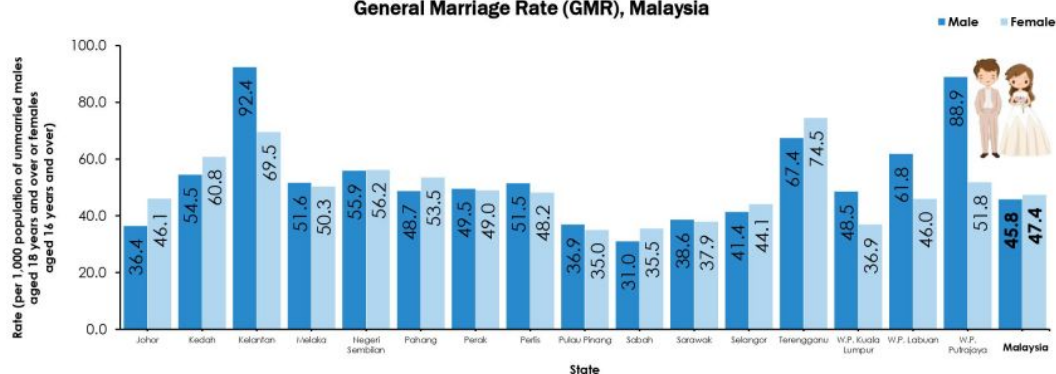
Marriage and divorce data for 2016-2020 have been updated taken into account late registration in National Registration Department (NRD) and Native Customs & Traditions (MAIS)

NON-MUSLIM MARRIAGES AND DIVORCES STATISTICS BY THREE HIGHEST ADMINISTRATIVE DISTRICT, MALAYSIA, 2022

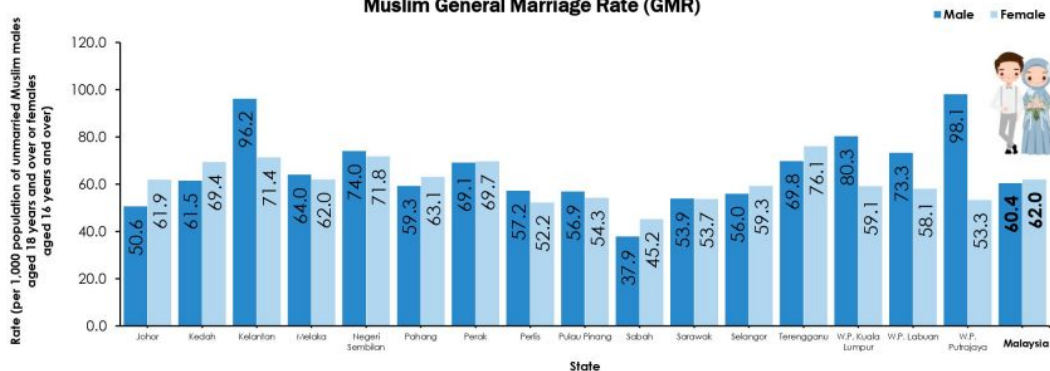


GENERAL MARRIAGE RATE (GMR), MALAYSIA, 2022

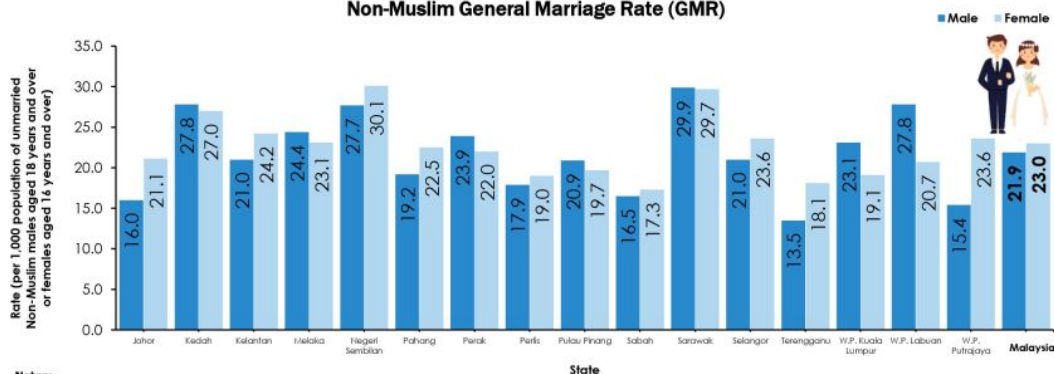
General Marriage Rate (GMR), Malaysia



Muslim General Marriage Rate (GMR)



Non-Muslim General Marriage Rate (GMR)

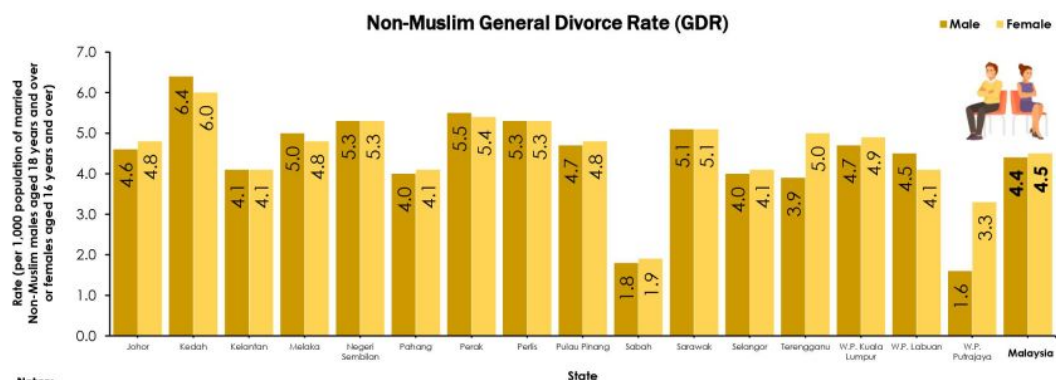
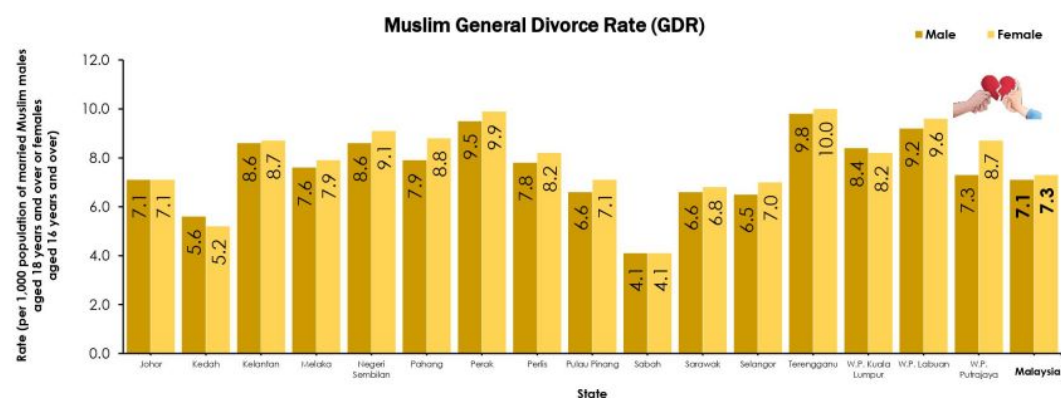
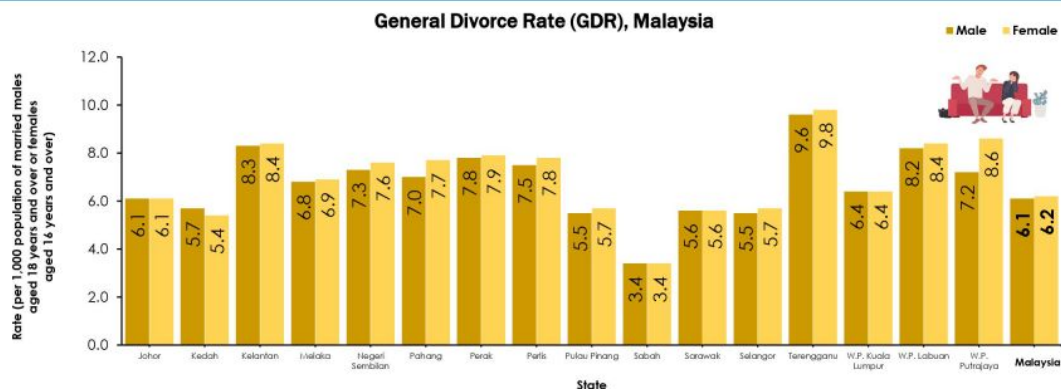


Notes:

W.P.: Wilayah Persekutuan

Statistics on marriages refer to registered records in 2021

GENERAL DIVORCE RATE (GDR), MALAYSIA, 2022

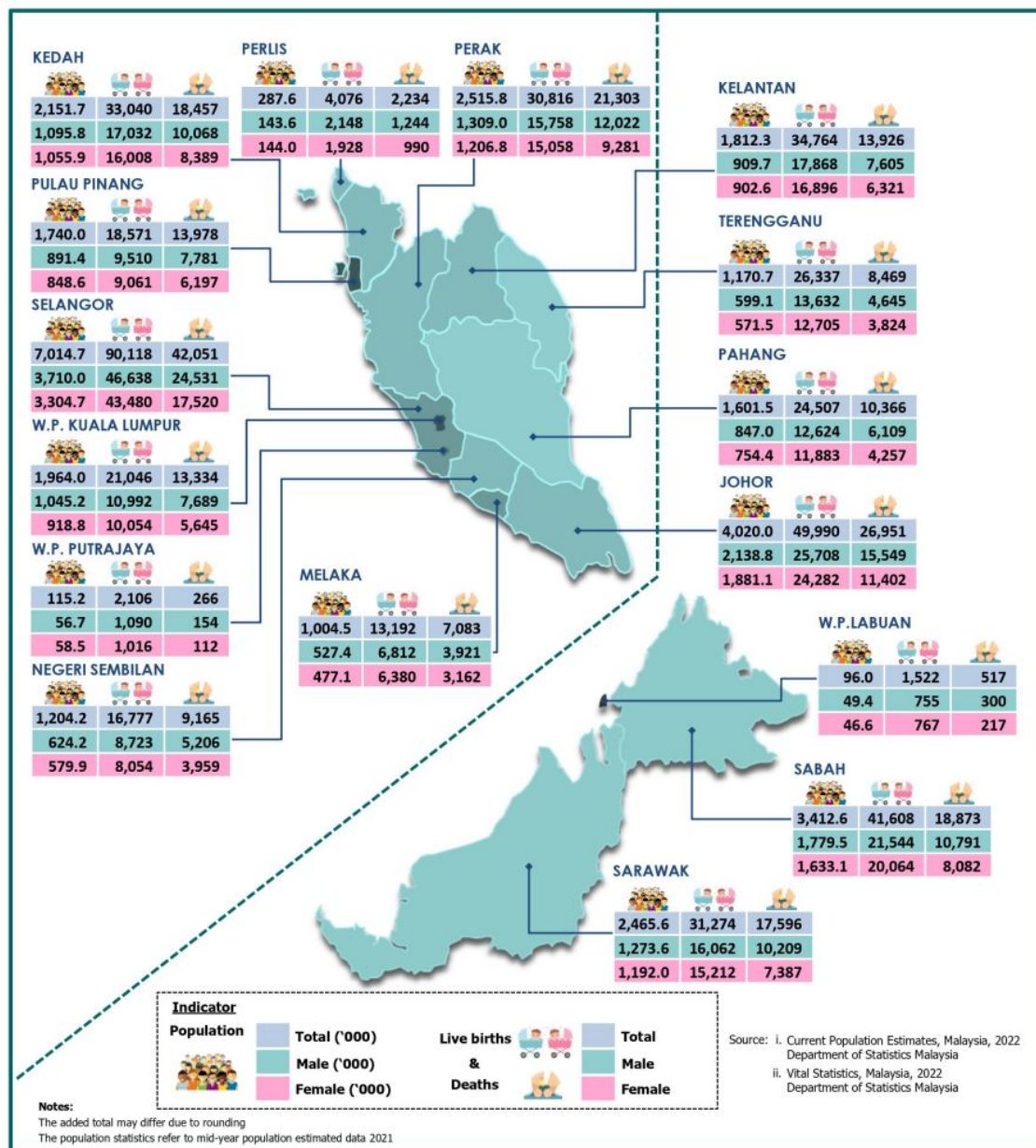


Notes:

W.P.: Wilayah Persekutuan

Statistics on divorces refer to registered records in 2021

MID-YEAR POPULATION ESTIMATES, NUMBER OF LIVE BIRTHS AND DEATHS BY STATE, MALAYSIA, 2022



Number of marriages increased in 2021

- The number of marriages increased 15.4 per cent from 186,297 (2020) to 214,943 (2021). Meanwhile, the number of divorces decreased 7.1 per cent from 47,272 (2020) to 43,934 (2021).
- In tandem with the increase in the number of marriages, general marriage rate for grooms increased from 42.8 to 45.8 per thousand population of unmarried males aged 18 years and over. A similar trend was also recorded for brides, which increased from 44.6 to 47.4 per thousand population of unmarried females aged 16 years and over.
- The general divorce rate at national level for males improved to 6.1 from 6.7 per thousand population of married males aged 18 years and over. A similar trend was also reported for females, improved to 6.2 from 6.9 per thousand population of married females aged 16 years and over.
- The median age of grooms and brides remained at aged 28.0 and 26.0 in 2021.
- The oldest groom and bride in 2021 were 92 and 84 years old.
- December was the most popular month of marriage. Meanwhile, June was the least popular for Muslim and Non-Muslim marriages in 2021.

The full publication of the Marriage And Divorce, Malaysia, 2022 can be downloaded from [eStatistik](#) portal.

Released by:

DEPARTMENT OF STATISTICS MALAYSIA
25 November 2022

Contact person:

Baharudin Mohamad

Public Relation Officer

Strategic Communication and International Division

Department of Statistics, Malaysia

Tel : +603-8885 7942

Fax : +603-8888 9248

Email: baharudin[at]dosm.gov.my

Contact person:

Baharudin Mohamad

Public Relation Officer

Strategic Communication and International Division

Department of Statistics Malaysia

Tel : +603-8090 4681

Fax : +603-8888 9248

Email : baharudin[at]dosm.gov.my

Copyright ©2026 Department of Statistics Malaysia Official Portal. All Rights Reserved.