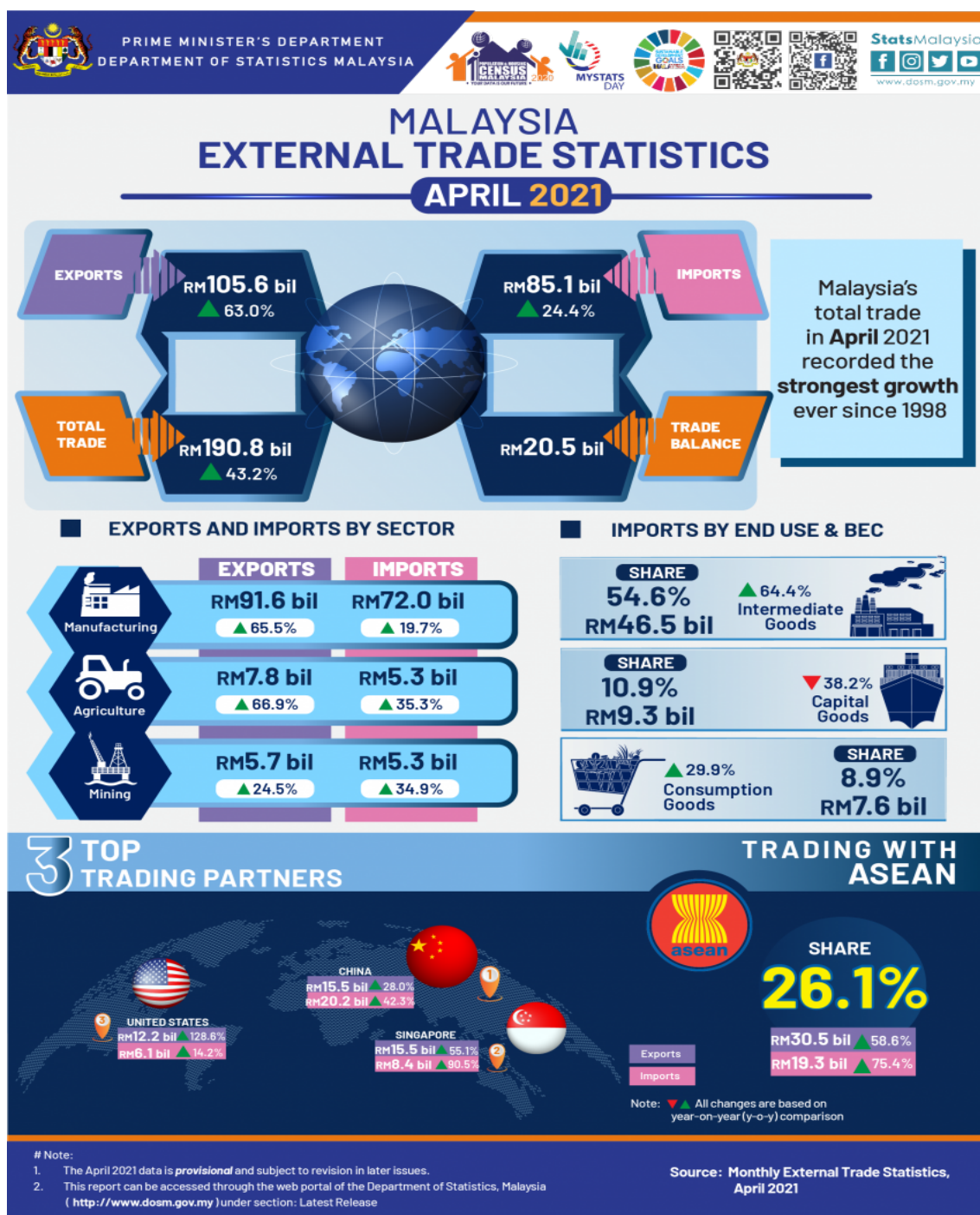




MALAYSIA EXTERNAL TRADE STATISTICS BULLETIN, APRIL 2021



KEY FACTS

Malaysia's total trade in April 2021 recorded the strongest growth ever since 1998 with a surge of 43.2 per cent, reaching RM190.8 billion as compared with RM133.2 billion in April 2020. Exports remained at a higher level, increasing by 63.0 per cent to RM105.6 billion as against a year ago. Imports in April 2021 was valued at RM85.1 billion increased by 24.4 per cent year-on-year (y-o-y). Trade balance continued to record a surplus with a value of RM20.5 billion.

On a month-on-month (m-o-m) basis, exports, imports and total trade posted an increase of 0.6 per cent, 5.4 per cent and 2.7 per cent, respectively. In contrast, trade surplus declined by 15.4 per cent.

A. THE PERFORMANCE OF EXPORTS

Malaysia's exports remained at a higher level, picked up sharply by 63.0 per cent to RM105.6 billion, compared to an increase of 31.1 per cent in March 2021. The expansion was driven by both domestic exports and re-exports. Domestic exports stood at RM85.0 billion contributed 80.5 per cent to total exports, grew by 84.0 per cent. On the same note, re-exports which was valued at RM20.6 billion, grew by 11.0 per cent y-o-y. In comparison to March 2021, exports rose 0.6 per cent or RM622.2 million. Analysis of the seasonally adjusted terms m-o-m, exports increased by 3.2 per cent or RM3.3 billion to RM105.7 billion.

Chart 1: Domestic Exports, Re-Exports (RM billion) and Annual Change (%)

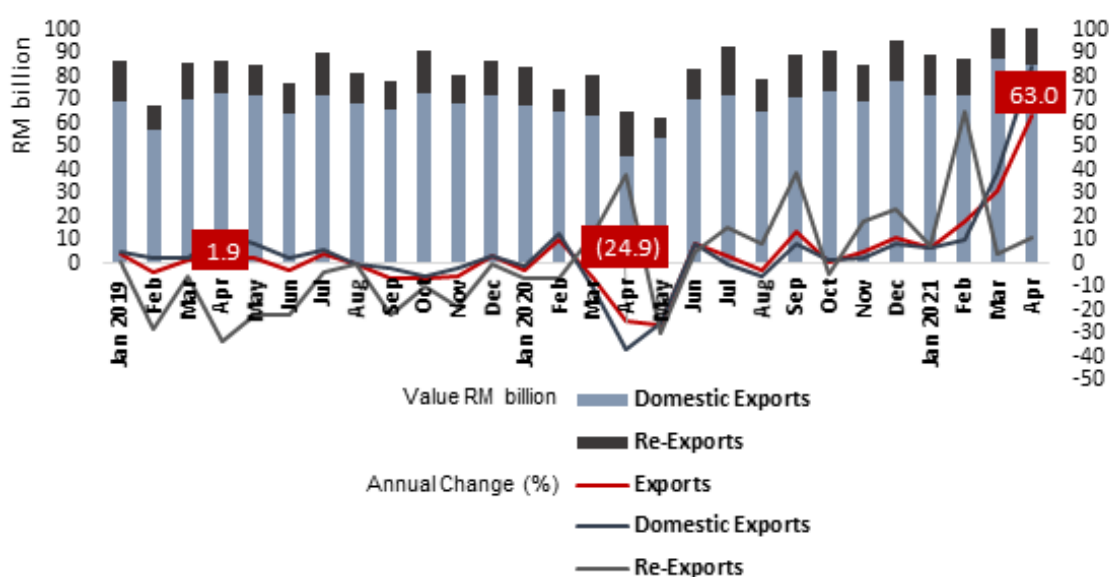
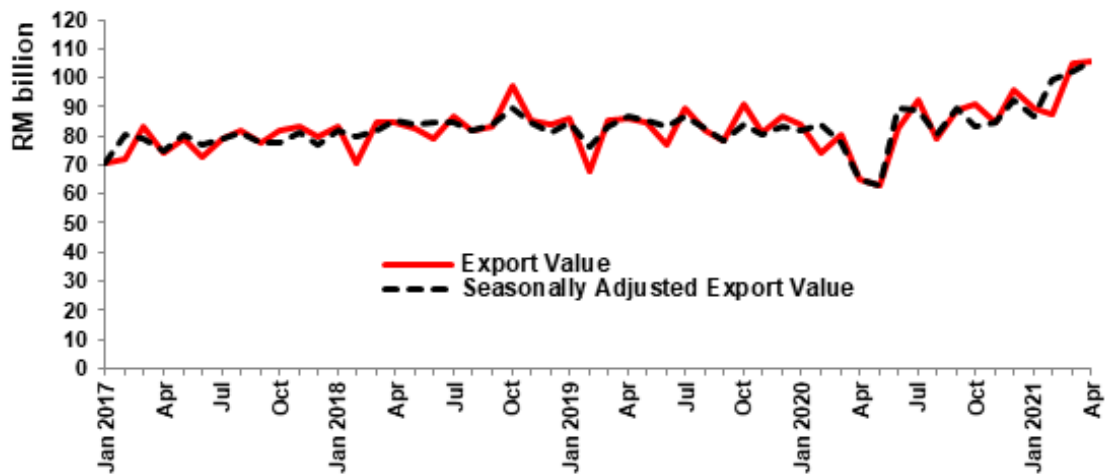


Chart 2: Actual Export Value and Seasonally Adjusted Export Value, RM billion



B. THE PERFORMANCE OF IMPORTS

Malaysia's exports remained at a higher level, picked up sharply by 63.0 per cent to RM105.6 billion, compared to an increase of 31.1 per cent in March 2021. The expansion was driven by both domestic exports and re-exports. Domestic exports stood at RM85.0 billion contributed 80.5 per cent to total exports, grew by 84.0 per cent. On the same note, re-exports which was valued at RM20.6 billion, grew by 11.0 per cent y-o-y. In comparison to March 2021, exports rose 0.6 per cent or RM622.2 million. Analysis of the seasonally adjusted terms m-o-m, exports increased by 3.2 per cent or RM3.3 billion to RM105.7 billion.

Chart 3: Imports, Value (RM billion) and Annual Change (%)

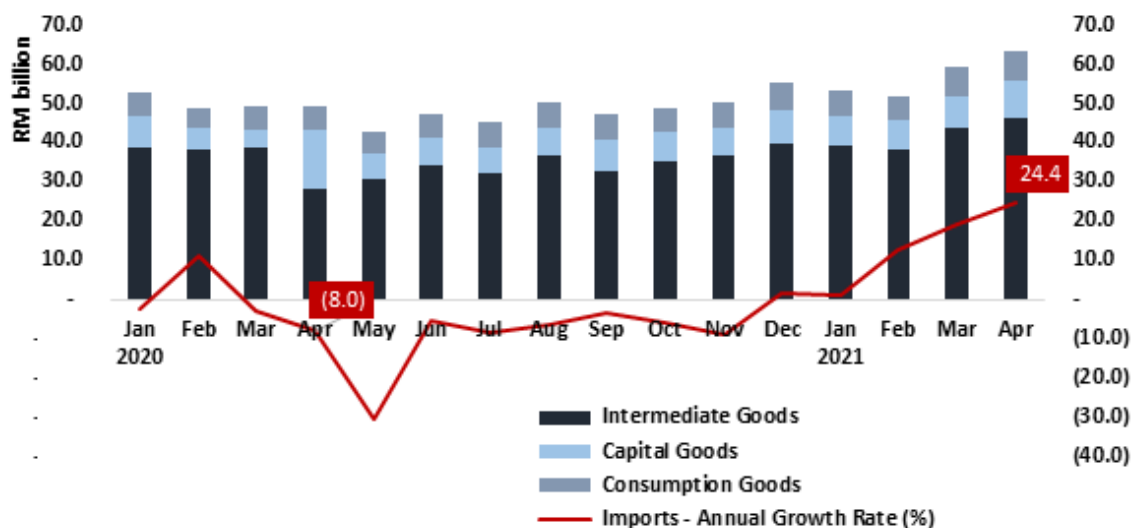
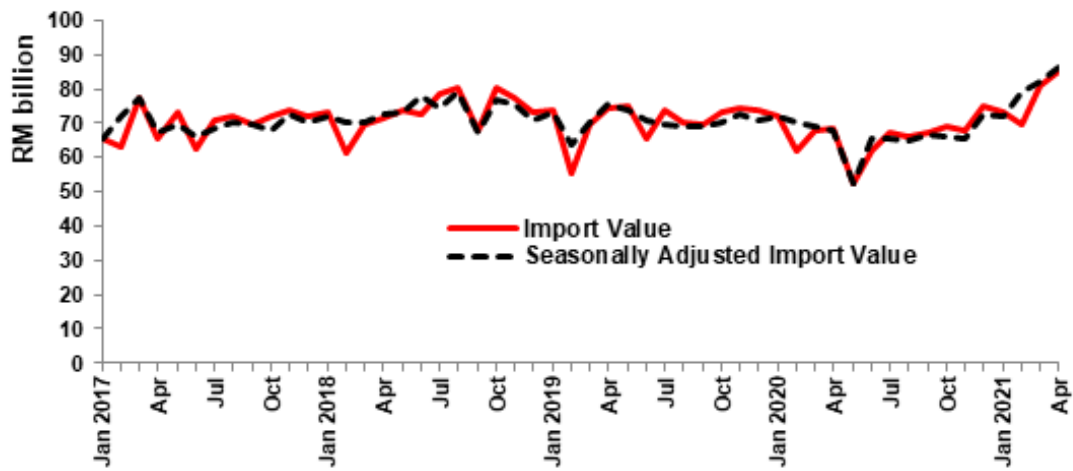


Chart 4: Actual Import Value and Seasonally Adjusted Import Value, RM billion



Download full article [here](#)

Download: [Appendix here](#)

#Notes:

1. The April 2021 data is provisional and subject to revision in later issues.
2. This report can be accessed through the web portal of the Department of Statistics, Malaysia (<https://www.dosm.gov.my>) under section: Latest Release.

Released By:

DATO' SRI DR. MOHD UZIR MAHIDIN
CHIEF STATISTICIAN MALAYSIA
DEPARTMENT OF STATISTICS, MALAYSIA

 [DrUzir_Mahidin](#)  [Dr_Uzir](#) 

#myHariBulan# #myBulan# #myTahun#

Contact person:

Mohd Yusrizal Ab Razak
 Public Relation Officer
 Strategic Communication and International Division
 Department of Statistics, Malaysia
 Tel : +603-8885 7942
 Fax : +603-8888 9248
 E-mail : [yusrizal.razak\[at\]dosm.gov.my](mailto:yusrizal.razak[at]dosm.gov.my)

Contact person:

Baharudin Mohamad
 Public Relation Officer
 Strategic Communication and International Division

Department of Statistics Malaysia

Tel : +603-8090 4681

Fax : +603-8888 9248

Email : [baharudin\[at\]dosm.gov.my](mailto:baharudin[at]dosm.gov.my)

Copyright ©2026 Department of Statistics Malaysia Official Portal. All Rights Reserved.