



## MALAYSIA EXTERNAL TRADE INDICES, OCTOBER 2021



PRIME MINISTER'S DEPARTMENT  
DEPARTMENT OF STATISTICS MALAYSIA



StatsMalaysia  
www.dosm.gov.my

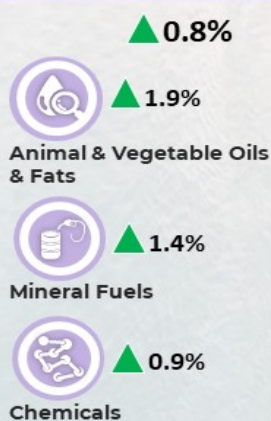
### EXTERNAL TRADE INDICES, OCTOBER 2021

The export & import unit value indices grew 1.4% and 0.6%, respectively

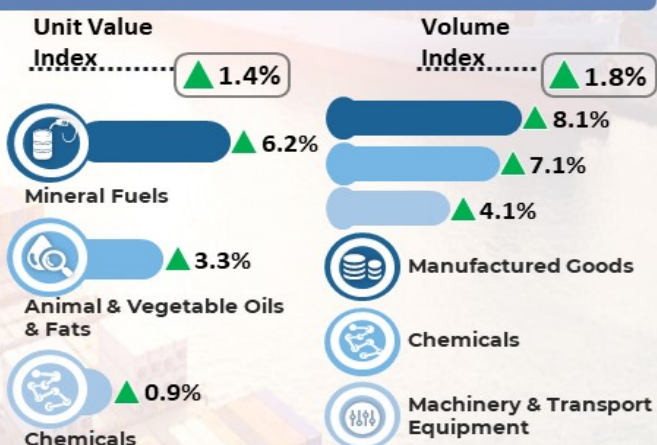
#### VALUE (RM BILLION)



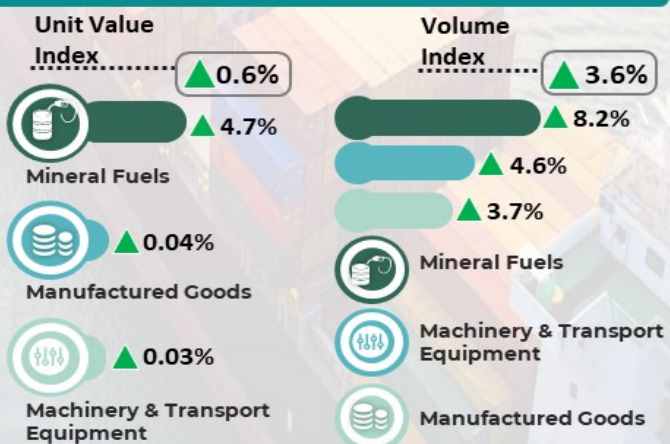
#### TERMS OF TRADE



#### EXPORTS



#### IMPORTS



All changes are based on month-on-month comparison.

External Trade Indices, October 2021

## **Exports**

The **export unit value** index increased 1.4 per cent in October 2021 as compared with the previous month, contributed by the increases in the index of mineral fuels (+6.2%), animal & vegetable oils & fats (+3.3%) and chemicals (+0.9%). Meanwhile, the **export volume index** rose 1.8 per cent in the same month, reflected by the increases in index of manufactured goods (+8.1%), chemicals (+7.1%) and machinery & transport equipment (+4.1%). The seasonally adjusted **export volume index** fell 8.0 per cent from 165.9 points to 152.6 points.

On annual comparison, both **export unit value** and **volume index** grew 16.4 per cent and 7.8 per cent, respectively.

## **Imports**

The **import unit value** index also grew 0.6 per cent in October 2021 as compared with the previous month, attributed to the increases in the index of mineral fuels (+4.7%), manufactured goods (+0.04%) and machinery & transport equipment (+0.03%). On the other hand, the **import volume index** increased by 3.6 per cent in October 2021 as compared to the preceding month, contributed by the increases in the index of mineral fuels (+8.2%), machinery & transport equipment (+4.6%) and manufactured goods (+3.7%). The seasonally adjusted **import volume index** in October 2021 dropped 0.8 per cent from 160.9 points to 159.6 points.

On a year-on-year basis, both the **import unit value** and **volume indices** expanded 7.5 per cent and 19.2 per cent, respectively.

## **Terms of trade**

Malaysia's **terms of trade** increased by 0.8 per cent month-on-month to 106.7 points in October 2021. Malaysia's **terms of trade** performance remained positive at 8.3 per cent from 98.5 points in October of previous year.

The full publication of the External Trade Indices, October 2021 can be downloaded through [eStatistik](#) Portal.

For more details, please refer to the Department's portal: [www.dosm.gov.my](http://www.dosm.gov.my)

\*Notes:

The October 2021 data is provisional and subject to revision in later issues.

## **Released By:**

**DATO' SRI DR. MOHD UZIR MAHIDIN**  
**CHIEF STATISTICIAN MALAYSIA**  
**DEPARTMENT OF STATISTICS, MALAYSIA**

 [DrUzir\\_Mahidin](#)  [dr\\_uzir](#) 

**3 DECEMBER 2021**

**Contact person:**

**Mohd Yusrizal Ab Razak**  
**Public Relation Officer**  
**Strategic Communication and International Division**  
**Department of Statistics, Malaysia**  
**Tel : +603-8885 7942**  
**Fax : +603-8888 9248**  
**E-mail : yusrizal.razak[at]dosm.gov.my**

**Contact person:**

Baharudin Mohamad  
Public Relation Officer  
Strategic Communication and International Division  
Department of Statistics Malaysia  
Tel : +603-8090 4681  
Fax : +603-8888 9248  
Email : baharudin[at]dosm.gov.my

**Copyright ©2025 Department of Statistics Malaysia Official Portal. All Rights Reserved.**