



## MALAYSIA EXTERNAL TRADE INDICES, MAY 2020



DEPARTMENT OF STATISTICS MALAYSIA



### EXTERNAL TRADE INDICES MAY 2020

Both export & import unit value indices continued to drop 3.7% and 1.4% respectively.


#### VALUE RM BILLION

Both exports and imports dropped 3.2% and 23.6% respectively.


May' 20

Apr' 20

EXPORTS ▼3.2%



IMPORTS ▼23.6%



#### UNIT VALUE INDEX

Mineral Fuels

▼20.5%

Animal & vegetable oils & fats

▼6.2%

Machinery & transport equipment

▼0.4%

EXPORTS ▼3.7

Mineral fuels

▼12.5%

Animal & vegetable oils & fats

▼5.5%

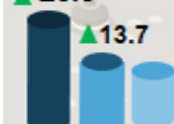
Machinery & transport equipment

▼0.4%

IMPORTS ▼1.4

#### VOLUME INDEX

▲23.8



Miscellaneous Manufactured Articles

Animal & Vegetable Oils & Fats

Manufactured Goods

EXPORTS ▲0.4

▼29.5

▼27.7

▼23.5

Mineral Fuels

Machinery & Transport Equipment

Manufactured Goods

IMPORTS ▼22.6

#### TERM OF TRADE



▼9.2

Mineral Fuels

▼0.7

Animal & Vegetable Oils & Fats

▼0.6

Manufactured Goods

All changes are based on month-on-month comparison.

External Trade Indices, May 2020

## **Exports**

On a month-on-month basis, in May 2020, the **export unit value index** shrank 3.7% to 109.9 points which was attributed to the decrease in the index of mineral fuels (-20.5%), animal & vegetable oils & fats (-6.2%) and machinery & transport equipment (-0.4%). Meanwhile, the **export volume index** rose 0.4% to 107.2 points which was led by the growth in the index of miscellaneous manufactured articles (+23.8%), animal & vegetable oils & fats (+13.7%) and manufactured goods (+13.1%). In seasonally adjusted terms, the **export volume index** increased marginally by 0.2% to 106.4 points.

When compared to the previous year, both the **export unit value** and **volume indices** declined 4.7% and 21.9% respectively.

## **Imports**

In May 2020, the **import unit value index** recorded a drop of 1.4% to 113.1 points as compared to the previous month, which was due to the decrease in the index of mineral fuels (-12.5%), animal & vegetable oils & fats (-5.5%) and machinery & transport equipment (-0.4%). While, the **import volume index** registered a decline of 22.6% to 105.0 points which was attributed to the decrease in the index of mineral fuels (-29.5%), machinery & transport equipment (-27.7%) and manufactured goods (-23.5%). In seasonally adjusted terms, the **import volume index** in May 2020 shrank 28.1% to 101.2 points.

On a year-on-year basis, both the **import unit value** and **volume indices** decreased 4.9% and 26.8% respectively.

## **Terms of trade**

Malaysia's **terms of trade** dropped 2.3% to 97.1 points as compared with April 2020. On a year-on-year basis, Malaysia's **terms of trade** registered a marginal growth of 0.2% from 96.9 points.

For more details, please refer to the Department's portal: [www.dosm.gov.my](http://www.dosm.gov.my)

\*Notes:

The May 2020 data is provisional and subject to revision in later issues.

## **Released By:**

**DATO' SRI DR. MOHD UZIR MAHIDIN**  
**CHIEF STATISTICIAN MALAYSIA**  
**DEPARTMENT OF STATISTICS, MALAYSIA**

 **DrUzir\_Mahidin**  **dr\_uzir** 

**3 JULY 2020**

## **Contact person:**

**Mohd Yusrizal Ab Razak**  
**Public Relation Officer**  
**Strategic Communication and International Division**  
**Department of Statistics, Malaysia**  
**Tel : +603-8885 7942**  
**Fax : +603-8888 9248**

**E-mail : [yusrizal.razak\[at\]dosm.gov.my](mailto:yusrizal.razak[at]dosm.gov.my)**

**Contact person:**

Baharudin Mohamad

Public Relation Officer

Strategic Communication and International Division

Department of Statistics Malaysia

Tel : +603-8090 4681

Fax : +603-8888 9248

Email : [baharudin\[at\]dosm.gov.my](mailto:baharudin[at]dosm.gov.my)

**Copyright ©2026 Department of Statistics Malaysia Official Portal. All Rights Reserved.**