



MALAYSIA EXTERNAL TRADE INDICES MARCH 2019



Department of Statistics Malaysia
<https://www.dosm.gov.my>



@StatsMalaysia



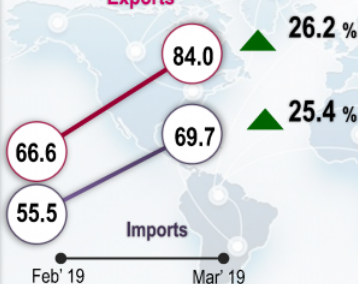
EXTERNAL TRADE INDICES, | 2019

MARCH

The Export & Import Unit Value Indices increased 0.8% and 0.4% respectively

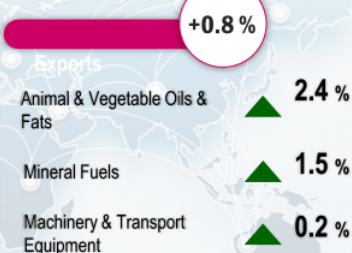
Value (RM Billion)

Exports



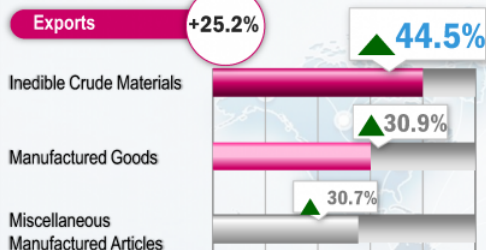
Unit Value Index

Exports

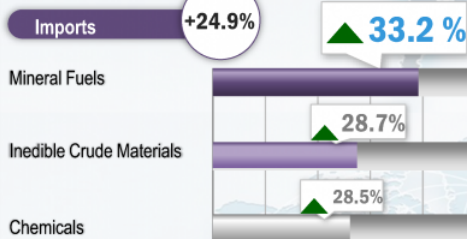


Volume Index

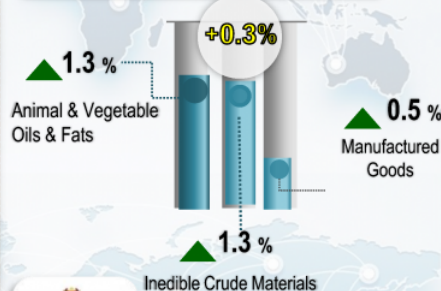
Exports



Imports



Terms of Trade



Nota
Note

All changes are based on month-on-month comparison



Source:
External Trade Indices, March 2019

Exports

On a month-on-month (m-o-m) basis, in March 2019, the **export unit value index** recorded an expansion of 0.8% to 114.9 points which was mainly attributed to the increase in the index of animal & vegetable oils & fats (+2.4%) followed by mineral fuels (+1.5%) and machinery & transport equipment (+0.2%). The **export volume index** also registered an increase of 25.2% to 137.5 points. The increase was led by the index of inedible crude materials (+44.5%), manufactured goods (+30.9%) and miscellaneous manufactured articles (+30.7%). In seasonally adjusted terms, the export volume index increased 5.4% to 129.8 points.

On a year-on-year basis, the export unit value index expanded 1.9% while the export volume index declined 2.4%.

Imports

In March 2019, the **import unit value index** increased 0.4% to 116.8 points which was mainly led by the increase in the index of mineral fuels (+3.0%) followed by animal & vegetable oils & fats (+1.1%) and inedible crude materials (+0.8%). The **import volume index** increased 24.9% to 135.5 points. The increment was mainly attributed to the increase in the index of mineral fuels (+33.2%), inedible crude materials (+28.7%) and chemicals (+28.5%). In seasonally adjusted terms, the import volume index in March 2019 increased 10.7% to 135.1 points.

On a year-on-year basis, the import unit value index rose 0.9% while the import volume index dropped 1.1%.

Terms of trade

Malaysia's **terms of trade** posted a increase of 0.3% to 98.3 points when compared with February 2019. On a year-on-year basis, Malaysia's **terms of trade** expanded 0.6% from 97.4 points..

For more details, please refer to the Department's portal: www.dosm.gov.my

***Notes:**

The March 2019 data is provisional and subject to revision in later issues.

Released By:

DATO' SRI DR. MOHD UZIR MAHIDIN
CHIEF STATISTICIAN MALAYSIA
DEPARTMENT OF STATISTICS, MALAYSIA

 **DrUzir_Mahidin**   **dr_uzir**

3 MAY 2019

Contact person:

Public Relation Officer

Strategic Communication and International Division
Department of Statistics, Malaysia
Tel : +603-8885 7187 / 7942
Fax : +603-8888 9248
Email : jpbkcp[at]dosm.gov.my

Contact person:

Baharudin Mohamad
Public Relation Officer
Strategic Communication and International Division
Department of Statistics Malaysia
Tel : +603-8090 4681
Fax : +603-8888 9248
Email : baharudin[at]dosm.gov.my

Copyright ©2026 Department of Statistics Malaysia Official Portal. All Rights Reserved.