



## MALAYSIA EXTERNAL TRADE INDICES MARCH 2018



Jabatan Perangkaan Malaysia  
Department of Statistics, Malaysia  
<https://www.dosm.gov.my>



<https://www.facebook.com/StatsMalaysia>



<https://twitter.com/StatsMalaysia>



<https://www.instagram.com/StatsMalaysia>

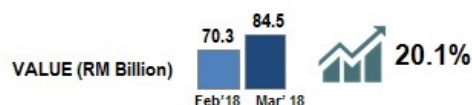
### EXTERNAL TRADE INDICES

# MARCH 2018


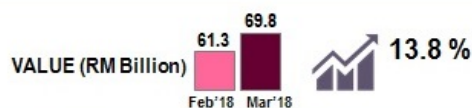
Both the Export & Import Unit Value Indices recorded the **same increase of 0.3%**.



#### EXPORTS



#### IMPORTS



#### TERMS OF TRADE



Note: All changes are based on month-on-month comparison

## **Exports**

On a month-on-month (m-o-m) basis, in March 2018, the export unit value index increased 0.3% to 112.8 points which was attributed to mineral fuels (+1.3%), animals & vegetable oils & fats (+0.3%) and machinery & transport equipment (+0.2%). The export volume index registered an increase of 19.8% to 140.8 points. This increase was led by machinery & transport equipment (+29.5%), food (+26.0%) and manufactured goods (+23.2%). In seasonally adjusted terms, the export volume index increased 3.4% to 133.9 points.

When compared to the previous year, the export unit value index posted a decrease of 0.7% and export volume index posted an increase of 2.9%.

## **Imports**

In March 2018, the import unit value index also increased 0.3% to 115.7 points which was mainly led by inedible crude materials (+1.3%) followed by mineral fuels (+0.5%) and chemicals (+0.4%). The import volume index recorded an increase of 13.5% to 137.0 points. This was mainly attributed to machinery & transport equipment (+16.0%), animals & vegetable oils & fats (+14.5%) and chemicals (+13.5%). In seasonally adjusted terms, the import volume index in March 2018 dropped 1.1% to 134.3 points.

On a year-on-year basis, the import unit value index and import volume index registered decreases of 0.4% and 9.3% respectively.

## **Terms of trade**

Malaysia's terms of trade registered a marginal increase of 0.01% to 97.4 points when compared with February 2018. On a year-on-year basis, a declined 0.3% from 97.7 points was recorded.

For more details, please refer to the Department's portal: [www.dosm.gov.my](http://www.dosm.gov.my)

### **\*Notes:**

The March 2018 data is provisional and subject to revision in later issues.

### **Released By:**

**THE OFFICE OF CHIEF STATISTICIAN MALAYSIA  
DEPARTMENT OF STATISTICS, MALAYSIA**



DrUzir\_Mahidin



dr\_uzir

**4 MAY 2018**

### **Contact person:**

Ho Mei Kei

Public Relation Officer

Strategic Communication and International Division

Department of Statistics, Malaysia

**Tel :** +603-8885 7942

**Fax :** +603-8888 9248

**Email** : mkho[at]dosm.gov.my

**Contact person:**

Baharudin Mohamad

Public Relation Officer

Strategic Communication and International Division

Department of Statistics Malaysia

Tel : +603-8090 4681

Fax : +603-8888 9248

Email : baharudin[at]dosm.gov.my

**Copyright ©2025 Department of Statistics Malaysia Official Portal. All Rights Reserved.**