



MALAYSIA EXTERNAL TRADE INDICES JUNE 2017



Department of Statistics, Malaysia
<https://www.dosm.gov.my>



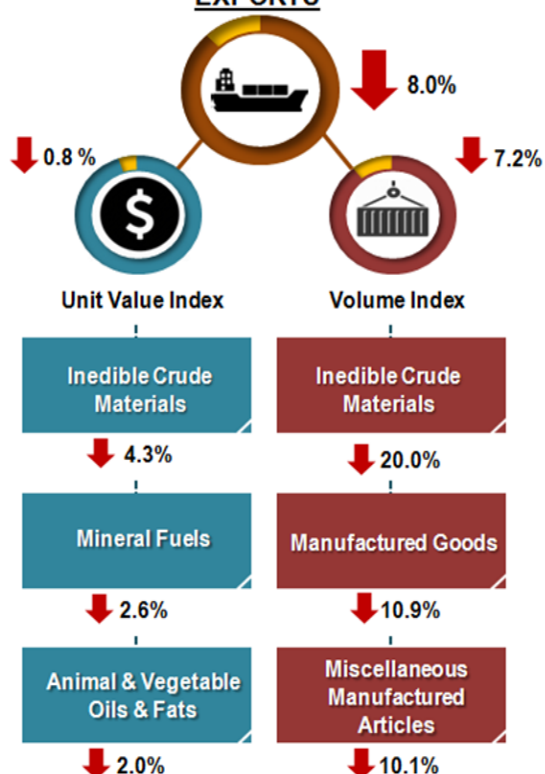
<https://www.facebook.com/StatsMalaysia>

<https://twitter.com/StatsMalaysia>

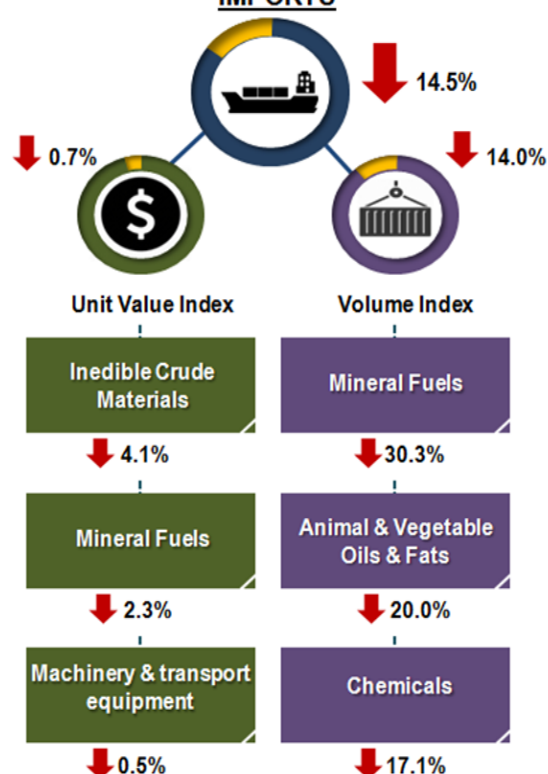
EXTERNAL TRADE INDICES, JUNE 2017

Both Export & Import Unit Value Index recorded **decrease** of **0.8%** and **0.7%** respectively.


EXPORTS



IMPORTS



TERMS OF TRADE



Note: All changes are based on month-on-month comparison.

Exports

On a month-on-month (m-o-m) basis, in June 2017, the **export unit value index** declined by 0.8% to 111.6 points. This was mainly attributed to inedible crude materials (-4.3%), mineral fuels (-2.6%) and animal & vegetable oils & fats (-2.0%). Meanwhile, the **export volume index** also decreased 7.2% to 123.1 points which was led by inedible crude materials (-20.0%), manufactured goods (-10.9%) and miscellaneous manufactured articles (-10.1%). In seasonally adjusted terms, the **export volume index** registered a drop of 8.3%.

When compared to the previous year, the **export unit value index** and **export volume index** posted increases of 7.5% and 2.3% respectively.

Imports

In June 2017, the **import unit value index** recorded a drop of 0.7% to 114.6 points which was led by inedible crude materials (-4.1%), mineral fuels (-2.3%) and machinery & transport equipment (-0.5%). Meanwhile, the **import volume index** also decreased 14.0% to 125.2 points. This decrease was attributed to mineral fuels (-30.3%) followed by animal & vegetable oils & fats (-20.0%) and chemicals (-17.1%). In seasonally adjusted terms, the **import volume index** dropped 13.7%.

On a year-on-year basis, the **import unit value index** registered an increase of 6.2%. In contrast, the **import volume index** declined 2.3%.

Terms of trade

Malaysia's **terms of trade** recorded a decline of 0.2% to 97.3 points when compared with May 2017. Meanwhile, a rise of 1.2% was recorded year-on-year.

For more details, please refer to the Department's portal: www.dosm.gov.my

***Notes:**

The June 2017 data is provisional and subject to revision in later issues.

Released By:

**THE OFFICE OF CHIEF STATISTICIAN MALAYSIA
DEPARTMENT OF STATISTICS, MALAYSIA
4 AUGUST 2017**

Contact person:

Ho Mei Kei
Public Relation Officer
Corporate and User Services Division
Department of Statistics, Malaysia

Tel : +603-8885 7942

Fax : +603-8888 9248

Email : mkho[at]stats.gov.my

Contact person:

Baharudin Mohamad
Public Relation Officer
Strategic Communication and International Division
Department of Statistics Malaysia
Tel : +603-8090 4681
Fax : +603-8888 9248
Email : baharudin[at]dosm.gov.my

Copyright ©2026 Department of Statistics Malaysia Official Portal. All Rights Reserved.