



MALAYSIA EXTERNAL TRADE INDICES JANUARY 2020



Department of Statistics Malaysia
Ministry of Economic Affairs



StatsMalaysia
f @ i o v
www.dosm.gov.my

EXTERNAL TRADE INDICES

2020

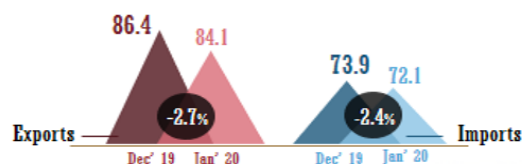
JAN

January

The export unit value index rose 0.5% while the import unit value index declined 0.4%.

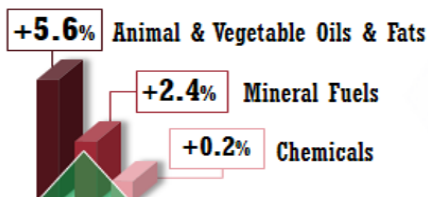
VALUE RM BILLION

Exports & Imports dropped 2.7% and 2.4% respectively.



EXPORTS

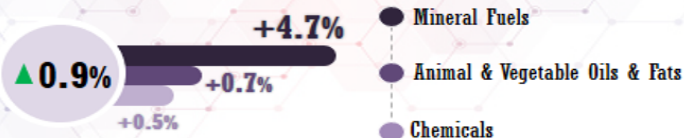
UNIT VALUE INDEX **▲0.5%**



▼3.1% VOLUME INDEX

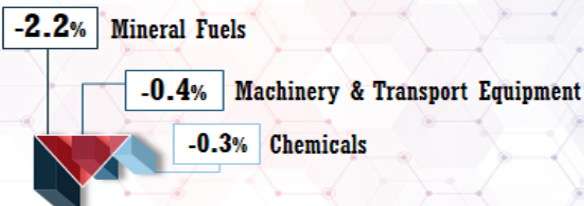


TERM OF TRADE




IMPORTS

UNIT VALUE INDEX **▼0.4%**



▼2.1% VOLUME INDEX



Notes

All changes are based on month-on-month comparison

Source

External Trade Indices, January 2020

Exports

On a month-on-month basis, in January 2020, the **export unit value index** recorded a growth of 0.5% to 117.1 points which was mainly contributed by the increase in the index of animal & vegetable oils & fats (+5.6%) followed by mineral fuels (+2.4%) and chemicals (+0.2%). In contrast, the **export volume index** dropped 3.1% to 135.0 points. The drop was led by the decrease in the index of chemicals (-11.7%), animal & vegetable oils & fats (-10.6%) and miscellaneous manufactured articles (-8.8%). In seasonally adjusted terms, the **export volume index** declined 1.6% to 135.0 points.

When compared to the previous year, the **export unit value index** rose 2.6% while the **export volume index** decreased 4.1%.

Imports

In January 2020, the **import unit value index** recorded a decrease of 0.4% to 117.2 points which was due to the shrink in the index of mineral fuels (-2.2%), machinery & transport equipment (-0.4%) and chemicals (-0.3%). While, the **import volume index** also declined 2.1% to 139.8 points. The decline was attributed to the drop in the index of miscellaneous manufactured articles (-10.9%), food (-5.4%) and machinery & transport equipment (-4.1%). In seasonally adjusted terms, the **import volume index** in January 2020 registered a decline of 1.0% to 138.0 points.

On a year-on-year basis, the **import unit value index** rose 1.0% while the **import volume index** fell 3.4%.

Terms of trade

Malaysia's **terms of trade** expanded 0.9% to 99.8 points when compared with December 2019. On a year-on-year basis, Malaysia's **terms of trade** also registered a rise of 1.6% from 98.3 points.

For more details, please refer to the Department's portal: www.dosm.gov.my

*Notes:

The January 2020 data is provisional and subject to revision in later issues.

Released By:

DATO' SRI DR. MOHD UZIR MAHIDIN
CHIEF STATISTICIAN MALAYSIA
DEPARTMENT OF STATISTICS, MALAYSIA



DrUzir_Mahidin



dr_uzir

4 MARCH 2020

Contact person:

Mohd Yusrizal Ab Razak
Public Relation Officer
Strategic Communication and International Division
Department of Statistics, Malaysia

Tel : +603-8885 7942

Fax : +603-8888 9248

Email : yusrizal.razak[at]dosm.gov.my

Contact person:

Baharudin Mohamad

Public Relation Officer

Strategic Communication and International Division

Department of Statistics Malaysia

Tel : +603-8090 4681

Fax : +603-8888 9248

Email : baharudin[at]dosm.gov.my

Copyright ©2025 Department of Statistics Malaysia Official Portal. All Rights Reserved.