



## MALAYSIA EXTERNAL TRADE INDICES FEBRUARY 2020



Department of Statistics Malaysia



StatsMalaysia  
f @ t v  
www.dam.gov.my

# EXTERNAL TRADE INDICES 2020

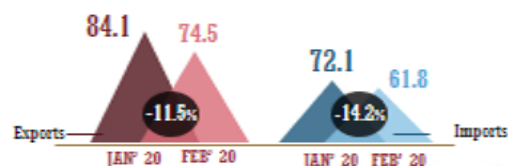


February

Both the export & import unit value indices declined 0.2% and 0.5% respectively.

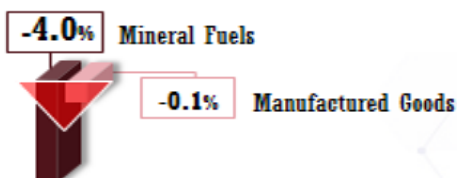
### VALUE RM BILLION

Exports & Imports dropped 11.5% and 14.2% respectively.

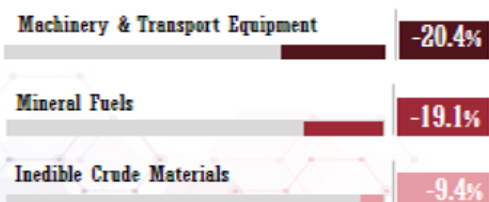


### EXPORTS

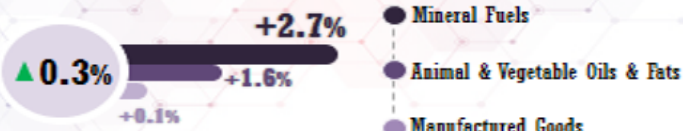
UNIT VALUE INDEX ▼0.2%



▼11.4% VOLUME INDEX

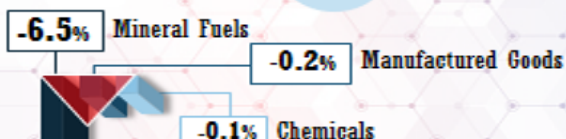


### TERMS OF TRADE




### IMPORTS

UNIT VALUE INDEX ▼0.5%



▼13.8% VOLUME INDEX



### Notes

All changes are based on month-on-month comparison

### Source

External Trade Indices, February 2020

## **Exports**

On a month-on-month basis, in February 2020, the **export unit value index** recorded a shrink of 0.2% to 116.9 points which was mainly attributed to the decrease in the index of mineral fuels (-4.0%) and manufactured goods (-0.1%). Meanwhile, the **export volume index** also dropped 11.4% to 119.7 points. The drop was led by the decrease in the index of machinery & transport equipment (-20.4%), mineral fuels (-19.1%) and inedible crude materials (-9.4%). In seasonally adjusted terms, the **export volume index** declined marginally by 0.1% to 134.9 points.

When compared to the previous year, both the **export unit value** and **volume indices** rose 2.5% and 9.1% respectively.

## **Imports**

In February 2020, the **import unit value index** recorded a decrease of 0.5% to 116.7 points as compared to the previous month, which was due to the shrink in the index of mineral fuels (-6.5%), manufactured goods (-0.2%) and chemicals (-0.1%). While, the **import volume index** also declined 13.8% to 120.5 points. The decline was attributed to the drop in the index of mineral fuels (-59.6%), animal & vegetable oils & fats (-36.6%) and inedible crude materials (-27.5%). In seasonally adjusted terms, the **import volume index** in February 2020 registered a drop of 1.0% to 136.6 points.

On a year-on-year basis, both the **import unit value** and **volume indices** expanded 0.3% and 11.0% respectively.

## **Terms of trade**

Malaysia's **terms of trade** expanded 0.3% to 100.2 points when compared with January 2020. On a year-on-year basis, Malaysia's **terms of trade** also registered a rise of 2.2% from 98.0 points.

For more details, please refer to the Department's portal: [www.dosm.gov.my](http://www.dosm.gov.my)

\*Notes:

The February 2020 data is provisional and subject to revision in later issues.

## **Released By:**

**DATO' SRI DR. MOHD UZIR MAHIDIN**  
**CHIEF STATISTICIAN MALAYSIA**  
**DEPARTMENT OF STATISTICS, MALAYSIA**

 [DrUzir\\_Mahidin](#)  [dr\\_uzir](#) 

**3 APRIL 2020**

## **Contact person:**

**Mohd Yusrizal Ab Razak**  
**Public Relation Officer**  
**Strategic Communication and International Division**  
**Department of Statistics, Malaysia**

**Tel : +603-8885 7942**

**Fax : +603-8888 9248**

**Email : [yusrizal.razak\[at\]dosm.gov.my](mailto:yusrizal.razak@dosm.gov.my)**

**Contact person:**

Baharudin Mohamad

Public Relation Officer

Strategic Communication and International Division

Department of Statistics Malaysia

Tel : +603-8090 4681

Fax : +603-8888 9248

Email : [baharudin\[at\]dosm.gov.my](mailto:baharudin[at]dosm.gov.my)

**Copyright ©2026 Department of Statistics Malaysia Official Portal. All Rights Reserved.**