



## MALAYSIA EXTERNAL TRADE INDICES, DECEMBER 2021



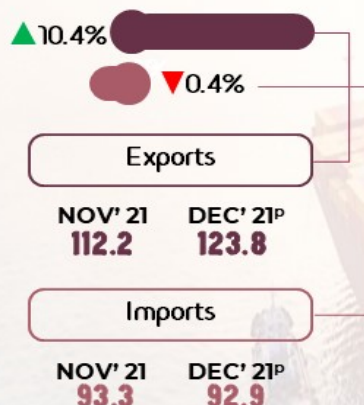
PRIME MINISTER'S DEPARTMENT  
DEPARTMENT OF STATISTICS MALAYSIA




### EXTERNAL TRADE INDICES, DECEMBER 2021

**Both export & import unit value indices grew at 0.2%**

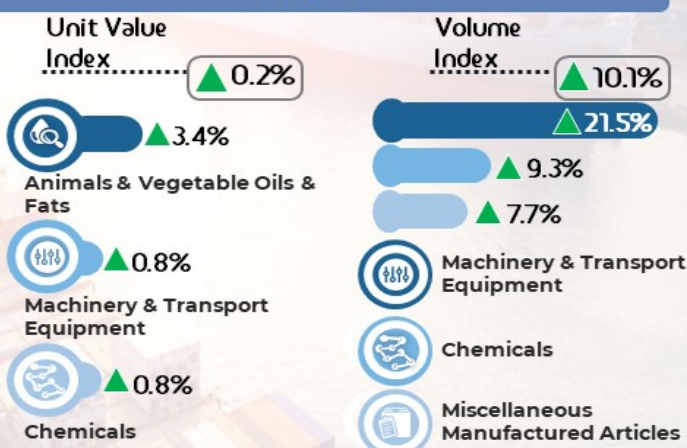
#### VALUE (RM BILLION)



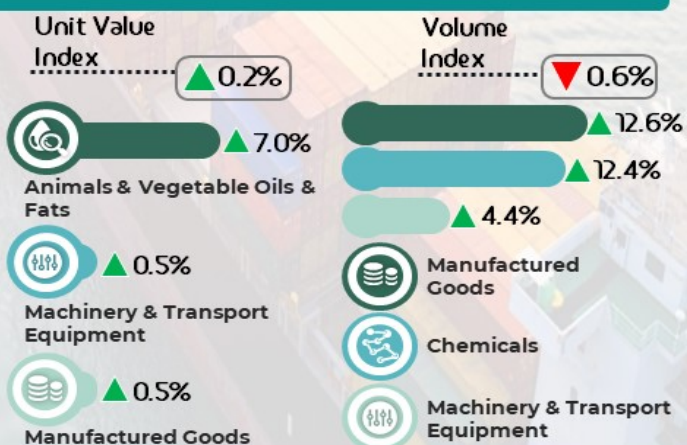
#### TERMS OF TRADE



#### EXPORTS



#### IMPORTS



All changes are based on month-on-month comparison.

Source: External Trade Indices, December 2021  
Department of Statistics Malaysia

## **Exports**

The **export unit value index** grew 0.2 per cent in December 2021 as compared with the previous month, contributed by the increases in index of animal & vegetable oils & fats (+3.4%), machinery & transport equipment (+0.8%) and chemicals (+0.8%). Likewise, the **export volume index** grew 10.1 per cent in the same month, reflected by the increases in index of machinery & transport equipment (+21.5%), chemicals (+9.3%) and miscellaneous manufactured articles (+7.7%). The seasonally adjusted **export volume index** rose 6.0 per cent from 162.2 points to 172.0 points.

On annual comparison, both **export unit value** and **volume index** grew 15.8 per cent and 11.6 per cent, respectively.

## **Imports**

The **import unit value index** also grew 0.2 per cent in December 2021 as compared with the previous month, attributed to the increases in index of animal & vegetable oils & fats (+7.0%), machinery & transport equipment (+0.5%) and manufactured goods (+0.5%). On the other hand, the **import volume index** dropped by 0.6 per cent in December 2021 as compared to the preceding month, attributed by the deterioration in index of animal & vegetable oils & fats (-25.9%), mineral fuels (-23.9%) and inedible crude materials (-2.2%). The seasonally adjusted **import volume index** in December 2021 decreased by 1.0 per cent from 168.7 points to 166.8 points.

On a year-on-year basis, both the **import unit value** and **volume indices** expanded 8.4 per cent and 14.1 per cent, respectively.

## **Terms of trade**

Malaysia's **terms of trade** increased by 0.04 per cent m-o-m to 107.1 points in December 2021. Malaysia's **terms of trade** performance sustained positive growth at 6.9 per cent from 100.2 points in December of previous year.

The full publication of the External Trade Indices, December 2021 can be downloaded through [eStatistik](#) Portal.

For more details, please refer to the Department's portal: [www.dosm.gov.my](http://www.dosm.gov.my)

\*Notes:

The December 2021 data is provisional and subject to revision in later issues.

## **Released By:**

**DATO' SRI DR. MOHD UZIR MAHIDIN**  
**CHIEF STATISTICIAN MALAYSIA**  
**DEPARTMENT OF STATISTICS, MALAYSIA**

 [DrUzir\\_Mahidin](#)   [dr\\_uzir](#)

**4 FEBRUARY 2022**

**Contact person:**

**Mohd Yusrizal Ab Razak**  
**Public Relation Officer**  
**Strategic Communication and International Division**  
**Department of Statistics, Malaysia**  
**Tel : +603-8885 7942**  
**Fax : +603-8888 9248**  
**E-mail : yusrizal.razak[at]dosm.gov.my**

**Contact person:**  
Baharudin Mohamad  
Public Relation Officer  
Strategic Communication and International Division  
Department of Statistics Malaysia  
Tel : +603-8090 4681  
Fax : +603-8888 9248  
Email : baharudin[at]dosm.gov.my

**Copyright ©2025 Department of Statistics Malaysia Official Portal. All Rights Reserved.**