



MALAYSIA ECONOMIC PERFORMANCE SECOND QUARTER 2018



Department of Statistics Malaysia
<https://www.dosm.gov.my>

   @StatsMalaysia



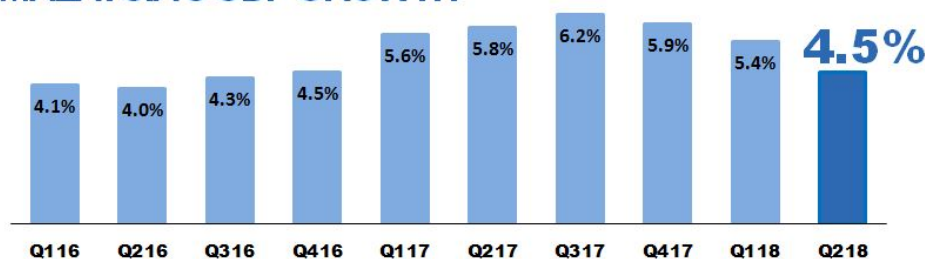
**National Statistics Day
(MyStats Day)**
 20th October 2018

"Better Data, Better Lives"

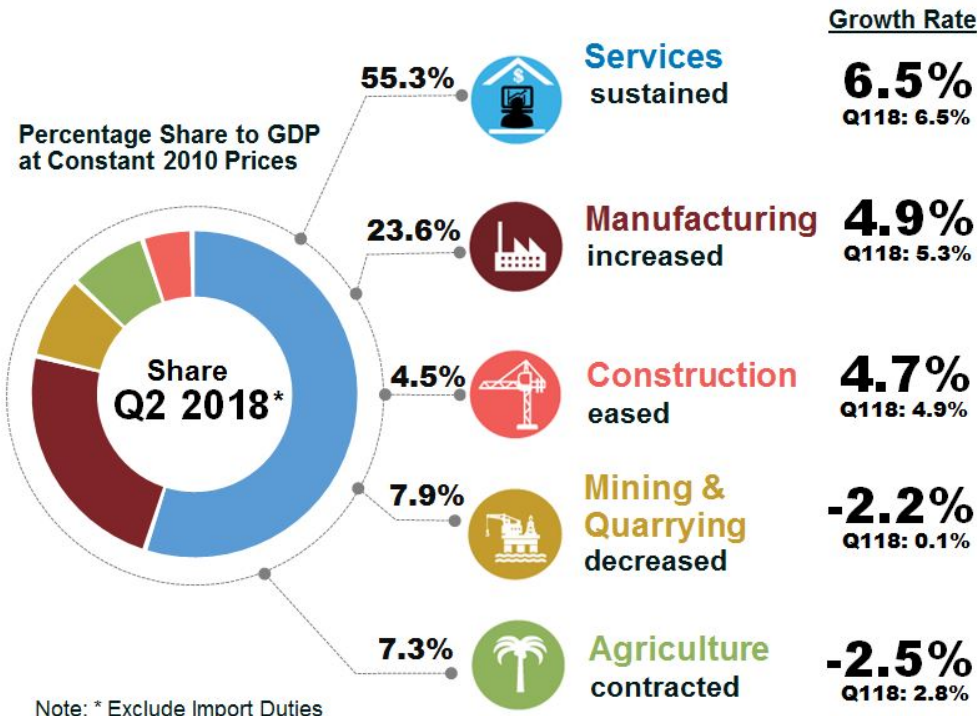
MALAYSIA'S ECONOMY Q2 2018

Malaysia's economy grew by 4.5 per cent in the second quarter this year, slower than the first quarter growth 5.4 per cent. Services, Manufacturing and Construction sectors continued to register positive growth. On the expenditure side, the momentum was spearheaded by Private Final Consumption Expenditure and Gross Fixed Capital Formation.

MALAYSIA'S GDP GROWTH



GDP BY KIND OF ECONOMIC ACTIVITY



GDP BY TYPE OF EXPENDITURE



8.0%

Q118: 6.9%

Contributed by **food & non-alcoholic beverages**, **communication** and **restaurants & hotels**

Private Final Consumption Expenditure (PFCE)



2.2%

Q118: 0.1%

Stimulated by **Machinery & equipment** while **Structure** registered a slower growth

Gross Fixed Capital Formation (GFCF)



2.0%

Q118: 3.7%

Affected by slower exports of **goods** and the contraction in exports of **services**

Exports



2.1%

Q118: -2.0%

Due to improvement in imports of **goods**

Imports



3.1%

Q118: 0.4%

Increased due higher spending on **supplies and services**

Government Final Consumption Expenditure (GFCE)

Malaysia's economy grew by 4.5 per cent in the second quarter this year, slower than the first quarter growth 5.4 per cent. On a quarter-on-quarter seasonally adjusted, the GDP grew 0.3 per cent.

The declines in Agriculture and Mining & quarrying sectors have weighed down the overall performance of GDP. Nevertheless, the Services sector has supported the economic growth, while Manufacturing and Construction sectors continued to register favourable growth during the quarter. On the expenditure side, the momentum was spearheaded by the expansion in Private final consumption expenditure and Gross fixed capital formation.

For the first half of 2018, Malaysia's GDP grew 4.9 per cent with a value of RM595.4 billion at constant prices and RM692.0 billion at current prices.

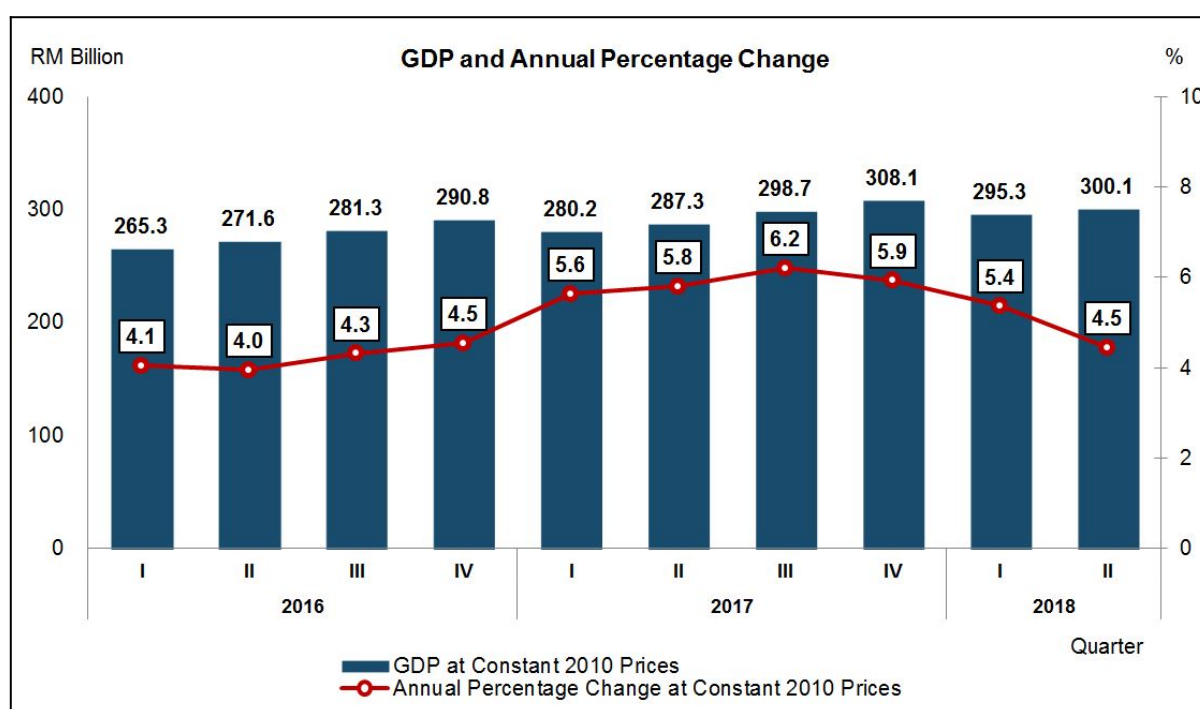
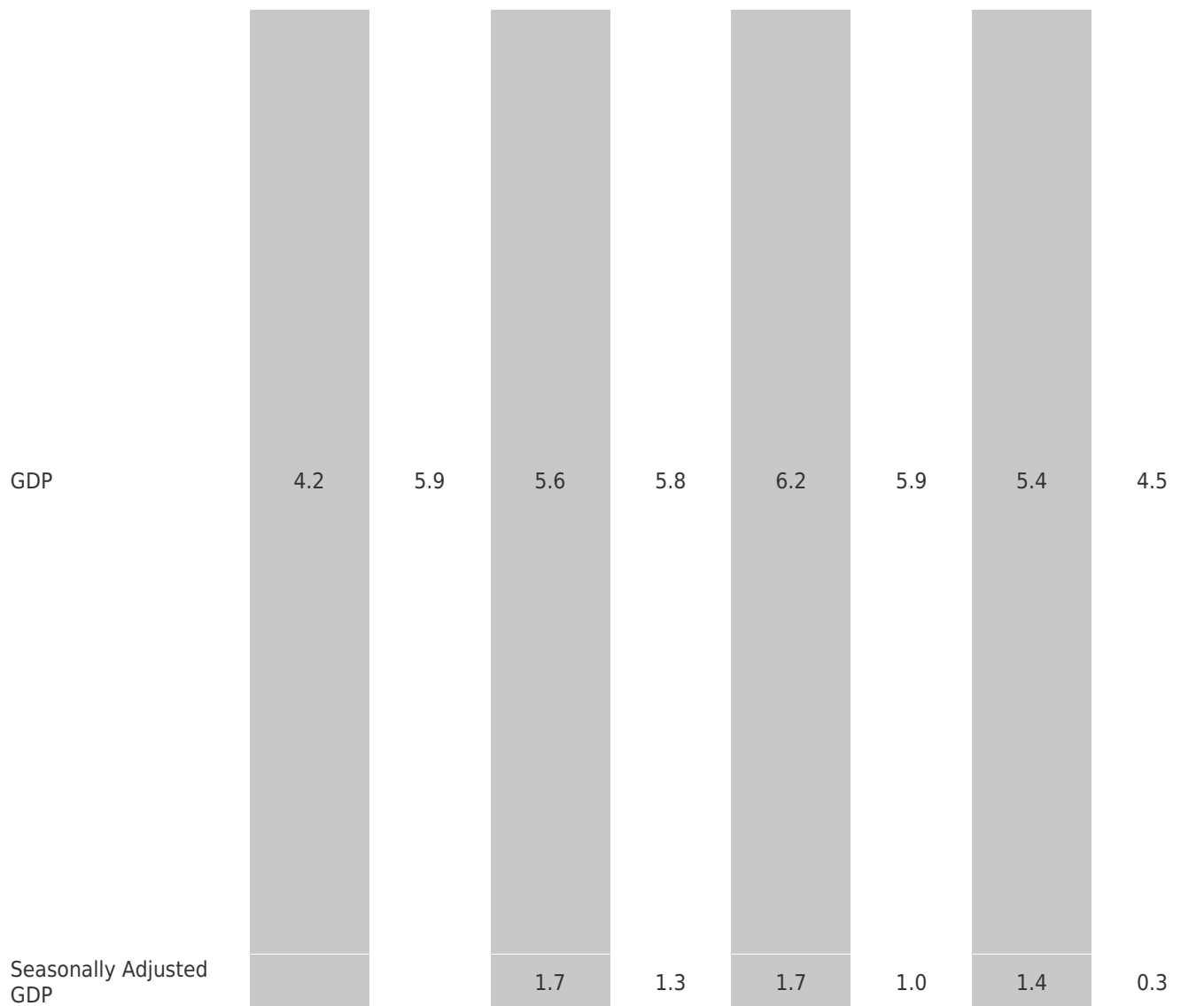


Table 1: GDP at Constant 2010 Prices

PERCENTAGE CHANGE FROM CORRESPONDING QUARTER OF PRECEDING YEAR							
2016	2017	Q1 2017	Q2 2017	Q3 2017	Q4 2017	Q1 2018	Q2 2018



GDP by Kind of Economic Activity

Services sector sustained at 6.5 per cent in this quarter. The growth in Services sector was underpinned by Wholesale & retail trade recorded a higher growth of 7.3 per cent fuelled by higher household's spending. This was followed by the strong growth of Information & communication at 8.6 per cent, backed by data communication and computer services activities in line with 14th General Election and FIFA World Cup events. Meanwhile, Business services recorded a favourable performance at 9.1 per cent, the highest growth since the fourth quarter of 2014. The growth was supported by Professional services.

Manufacturing sector grew moderately at 4.9 per cent as compared to 5.3 per cent in the previous quarter. The growth for this sector was supported by Electrical, electronic & optical products which increased to 6.2 per cent. This was mainly contributed by electronics components, machinery & equipment and computer & peripheral equipment. Nevertheless, Vegetable and animal oils & fats and food processing registered a slower growth of 4.1 per cent due to the decline in oil palm production.

Construction sector eased to 4.7 per cent from 4.9 per cent in the preceding quarter. The vibrant momentum of Civil engineering which rose to 18.9 per cent was the impetus for the growth in this sector. Conversely, Non-residential buildings and Residential buildings declined to 4.6 per cent and 7.3 per cent respectively and have influenced the moderation in Construction sector.

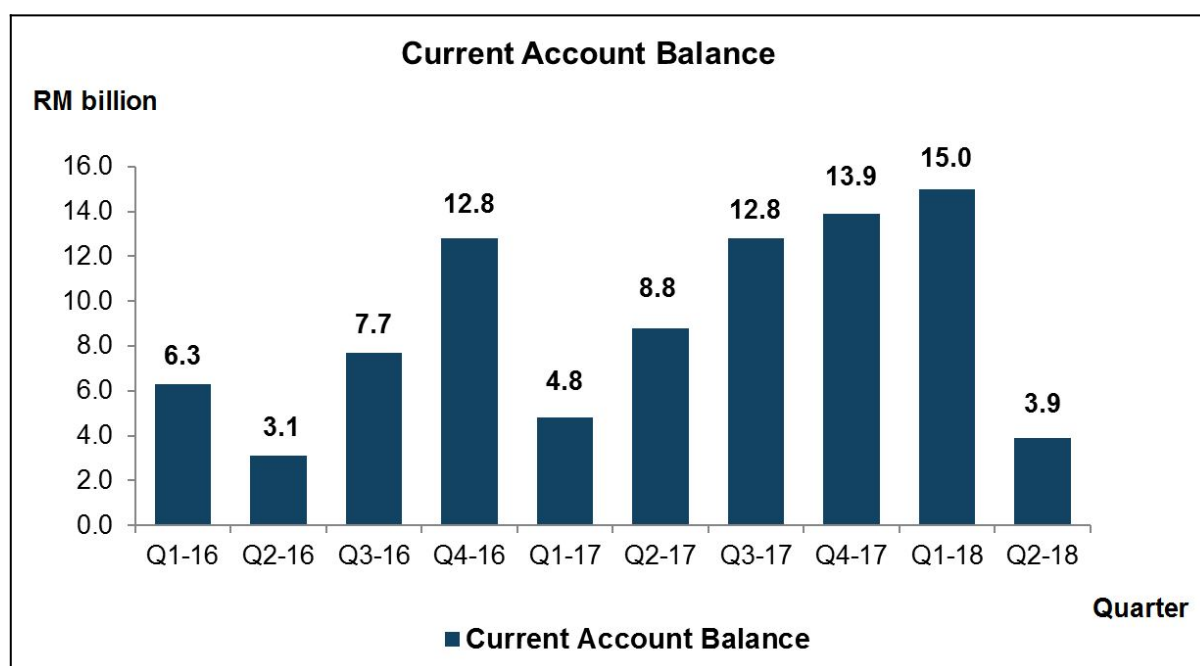
GDP by Expenditure Approach

Private final consumption expenditure (PFCE) rose to 8.0 per cent driven by higher consumption on Food & beverages, Communication and Restaurants & hotels. Few key events such as fasting month, Hari Raya Aidilfitri and zerorization of Goods & Services Tax (GST) in this quarter have played a role in the expansion of PFCE.

Gross Fixed Capital Formation (GFCF) grew at 2.2 per cent from a marginal growth of 0.1 per cent in the previous quarter. The better growth in GFCF was stimulated by Machinery & equipment which rebounded to 3.6 per cent from negative growth in previous quarter. Meanwhile, Structure registered a slower growth of 2.1 per cent in tandem with the performance of the Construction sector. Overall, GFCF was mainly supported by Private sector instead of Public sector.

External Sector

In line with GDP performance, Malaysia's current account surplus narrowed to RM3.9 billion compared to RM15.0 billion in the previous quarter. The last lower surplus was recorded in Q2 2016 with a value of RM3.1 billion. The lower surplus was largely attributable to the lower net exports of goods as the imports strengthened by RM9.9 billion to record RM176.4 billion, while exports increased modestly from RM202.1 billion to RM202.4 billion in the current quarter. In addition, the larger deficit in primary income, due to higher dividend payments to foreign investments, also resulted to the lower surplus.



The financial account recorded a lower net inflow of RM9.2 billion from RM15.2 billion in the first quarter of 2018. Foreign Direct Investment (FDI) dropped from RM12.0 billion in the previous quarter to RM2.8 billion in Q2 2018. The FDI were mainly from Hong Kong, United Kingdom and United States of America. Meanwhile, Direct Investment Abroad (DIA) improved to RM3.6 billion from RM1.3 billion in Q1 2018, and the investments were mainly to Indonesia, Netherlands and India.

Portfolio investment registered a higher net outflow of RM38.3 billion from RM2.6 billion recorded in the previous quarter. This huge outflows was due to foreign net sell-off Malaysian debt securities of RM29.2 billion this quarter (Q1 2018: an inflow of RM0.9 billion). Meanwhile, other investment recorded a higher net inflow of RM48.4 billion from RM6.4 billion in last quarter.

The financial liabilities position in this quarter increased to RM1,762.7 billion as against RM1,741.4 billion in previous quarter. Meanwhile, total asset was RM1,683.0 billion from RM1,670.1 billion. This translated to the higher net liabilities of RM79.7 billion as at end of second quarter 2018.

The international reserves of Bank Negara Malaysia stood at RM423.3 billion compared to RM416.3 billion in the previous quarter.

Exports

Exports of goods in the second quarter of 2018 were valued at RM245.0 billion recording a growth of 8.2 per cent. The main products which contributed to the increase were electrical and electronic (E&E) products which advanced 9.8 per cent or RM8.1 billion to RM90.9 billion followed by refined petroleum products which rose strongly by 25.9 per cent and crude petroleum with a robust 31.2 per cent increase.

Meanwhile, two other major export products namely palm-oil & palm-oil based products which decreased by 12.0 per cent and LNG which fell 5.1 per cent.

Imports

In the second quarter of 2018, imports rebounded and grew 7.7 per cent to RM217.8 billion, after the contraction of 0.8 per cent in the preceding quarter. Capital goods recorded an increase while intermediate and consumption goods were both lower.

Capital goods which representing 12.7 per cent of total imports, rose RM1.5 billion or 5.7 per cent to RM27.7 billion due to the increase of RM2.4 billion or 95.6 per cent in industrial transport equipment.

Intermediate goods which constituted 52.0 per cent of total imports dropped RM5.6 billion (-4.7%) to RM113.3 billion. The decrease was mainly attributed to parts & accessories of capital goods (except transport equipment) (-RM10.1 billion, -21.6%) and food & beverages, processed, mainly for industries (-RM578.3 million, -18.9%).

Prices

Consumer Price Index (CPI) in second quarter eased to 1.3 per cent. The zerorization of GST and the Implementation of Price Control Scheme for 22 selected items have influenced the slower CPI growth.

Producer Price Index decreased to 0.4 per cent as compared 2.3 per cent in first quarter of 2018. The decrease was mainly due to the lower prices of goods in Agriculture, forestry & fishing (-8.8%). Average prices of Crude palm oil recorded RM2,386 per tonne as compared to RM2,462 per tonne registered in the previous quarter.

Labour Market Condition

The employment for this quarter increased 2.4 per cent to 14.8 million persons which was dominated by Employees and Own account workers. Based on the Labour Force Survey, the rise of employment in this quarter was also contributed by those who worked less than 30 hours a week.

The Manufacturing sector recorded increased in employment of 2.2 per cent growth while the salaries & wages for this sector increased 10.1 per cent after registering 13.9 per cent in the previous quarter. Simultaneously, employment in the Services sector grew 2.1 per cent posting a growth in salaries & wages of 3.7 per cent. During this quarter, the unemployment rate remained at 3.3 per cent.

Leading Index on Economic Prospect

The Leading Index had indicated a lower growth of GDP for the second quarter of 2018 compared to the first quarter.

Released By:

DATO' SRI DR. MOHD UZIR MAHIDIN
CHIEF STATISTICIAN MALAYSIA
DEPARTMENT OF STATISTICS, MALAYSIA

 **DrUzir_Mahidin**   **Dr_Uzir**

#myHariBulan# #myBulan# #myTahun#

Contact person:

Ho Mei Kei
Public Relation Officer
Strategic Communication and International Division
Department of Statistics, Malaysia
Tel : +603-8885 7942
Fax : +603-8888 9248
Email : mkho[at]dosm.gov.my

Contact person:

Baharudin Mohamad
Public Relation Officer
Strategic Communication and International Division
Department of Statistics Malaysia
Tel : +603-8090 4681
Fax : +603-8888 9248
Email : baharudin[at]dosm.gov.my

Copyright ©2026 Department of Statistics Malaysia Official Portal. All Rights Reserved.