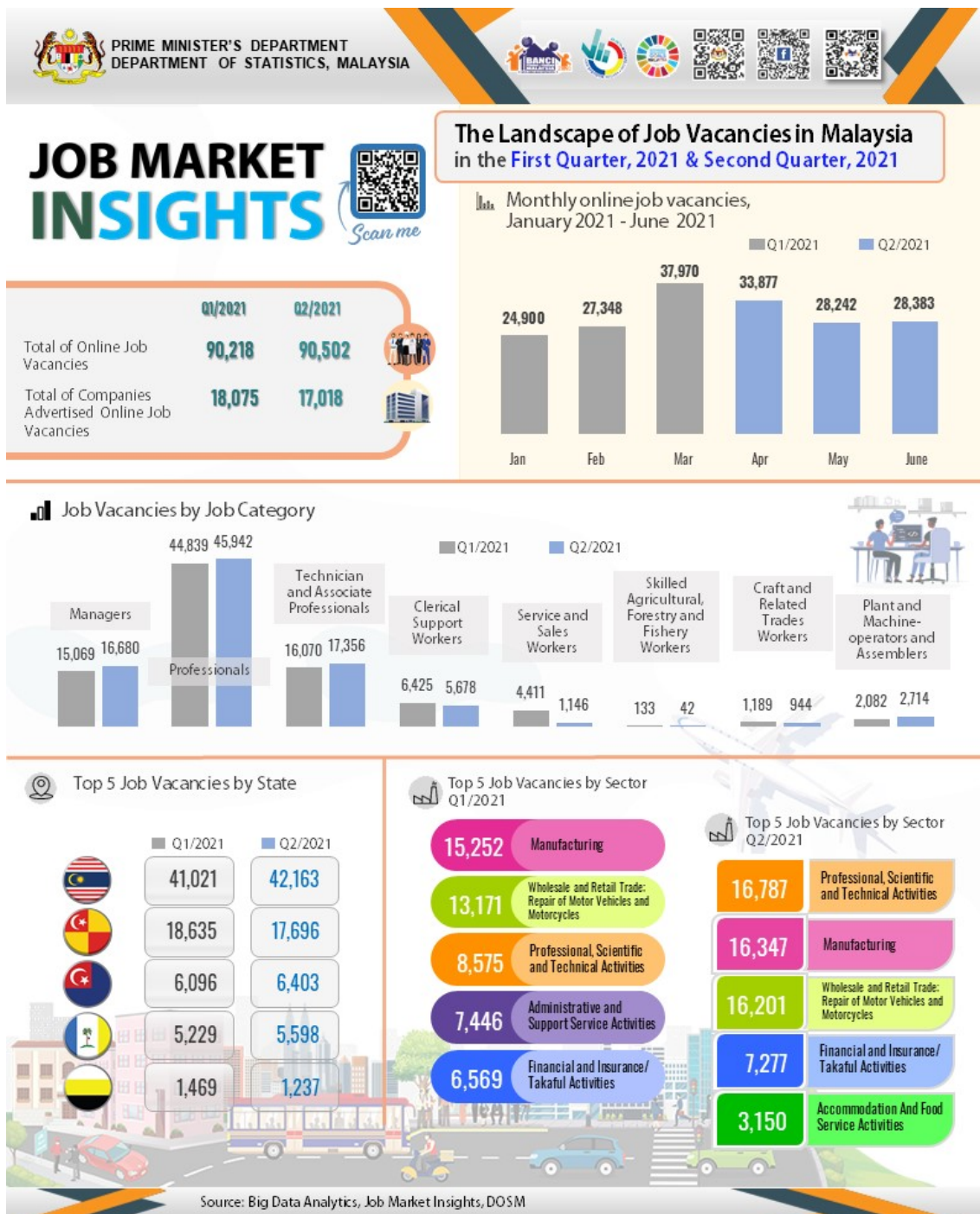
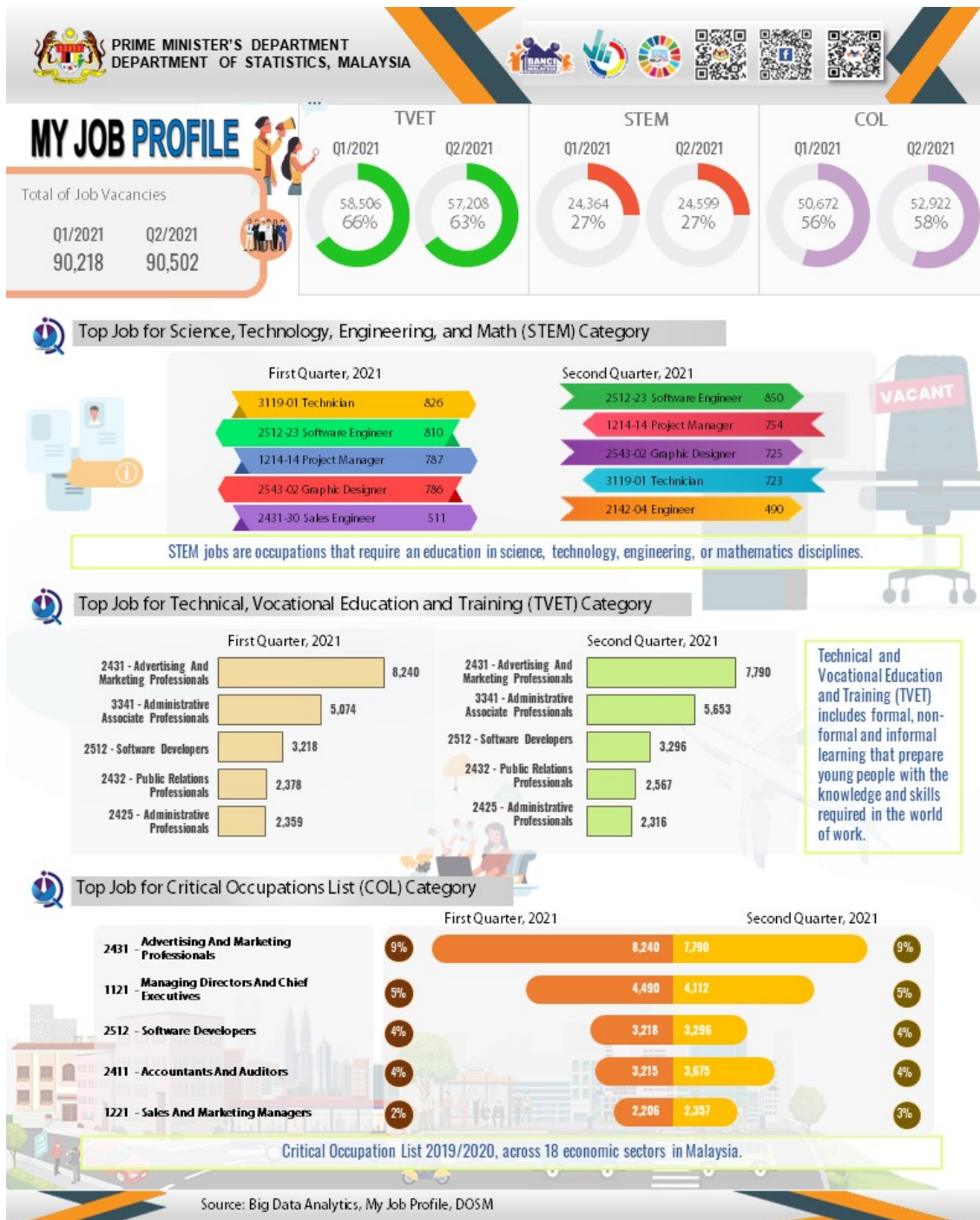




JOB VACANCIES LANDSCAPE IN MALAYSIA, SECOND QUARTER OF 2021





Job Market Insights and My Job Profile are quarterly releases by the Institute of Labour Market Information and Analysis (ILMIA), Department of Statistics, Malaysia (DOSM). These statistics are compiled based on the online job vacancies advertised by various companies from various industries in the reference period. The report contains information on online job vacancies advertised by employers from various aspects such as by the type of occupation, location, industry, skills, the field of studies, and others.

Job Market Insights (JMI) present the summary of online job vacancies information in Malaysia. JMI aims to assess the changes in workforce demand over time while facilitating any interested parties to gather valuable insights for decision making.

My Job Profile is an online career information portal that offers in-depth details about the occupation in Malaysia at Malaysia Standard Classification of Occupations (MASCO). Through this portal, quality and timely job's information will be readily available for various user categories to help them make informed decisions about their careers and future aspirations.

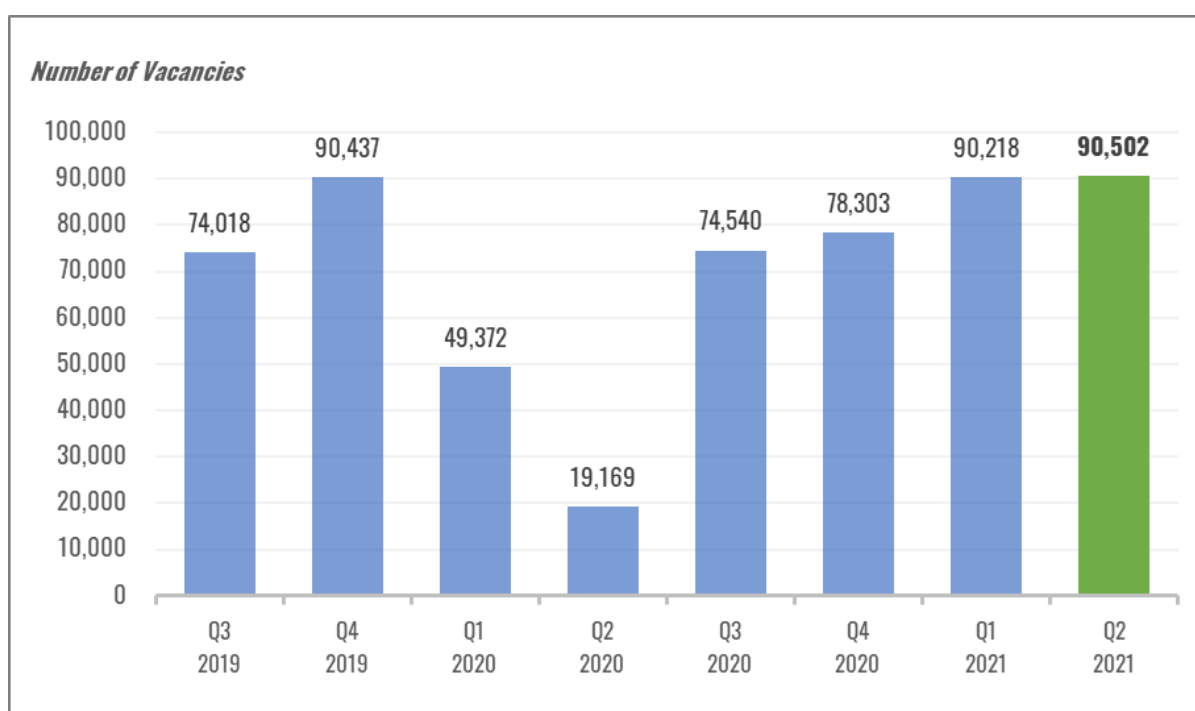
The statistics from this report must be interpreted with caution due to the data limitation. As is often the case with big data, although the report and information from Big Data Analytics: Job Market Insights and My Job Profile are elaborated, these online job vacancies do not represent the whole population of job vacancies in Malaysia. The report only collected data from four popular recruitment websites. There are no legal provisions that mandate registration of job openings by employers. Besides, MASCO 2020 Category 9 (Elementary Workers) and category 0 (Army) are also excluded from this report.

The Job Market Insights and My Job Profile can be used by policymakers, academicians, economists, researchers and other users for studies related to the labour market. It is hoped that this report can facilitate the growing demand for labour market statistics.

Key Reviews

- The number of online job vacancies rose for the fourth consecutive quarters to 90,502 in Q2 2021, an increase of 284 from 90,218 posted in the previous quarter. The number of online job vacancies posted in April, May and June was 33,877, 28,242 and 28,383 respectively.

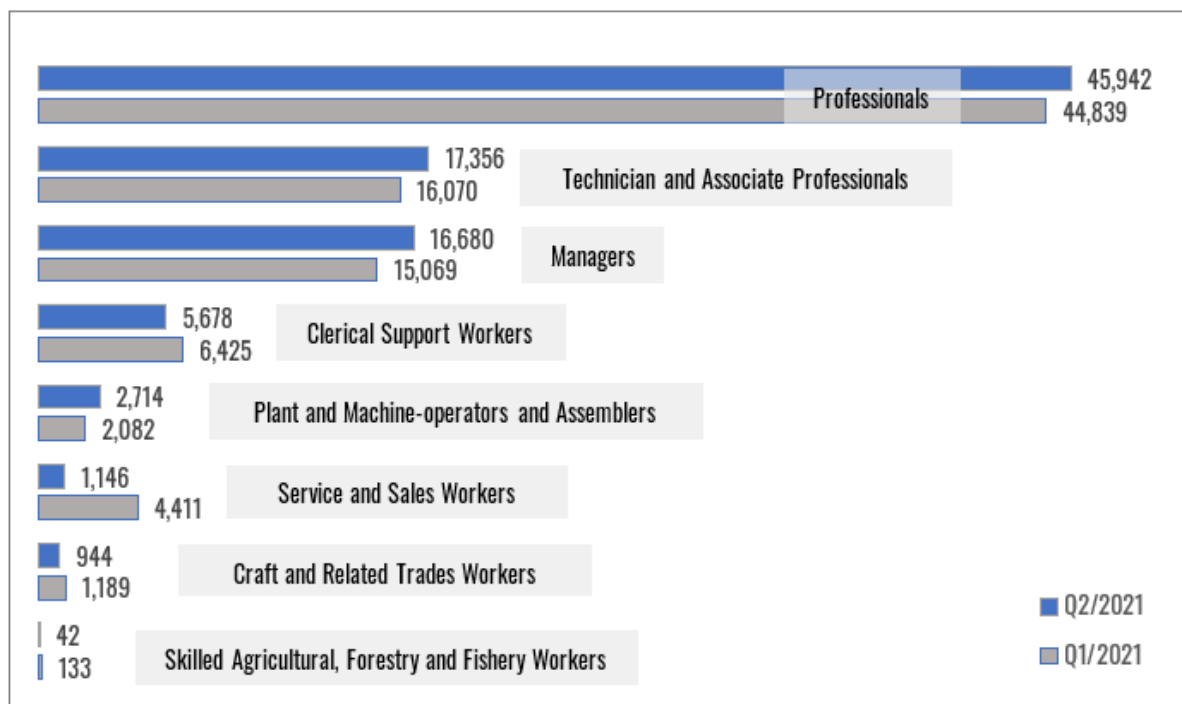
Chart 1: Online Job Vacancies for The Third Quarter, 2019 to Second Quarter, 2021



Note: The statistics from this report must be interpreted with caution due to the data limitation as it is gathered via big data analytics (using web scraping techniques) and does not reflect the actual population of job vacancies.

- Most of the employers demanded Professional category worker (50.8%) and followed by Technicians and Associate Professionals (19.2%) and Managers (18.4%) category workers. By ranking, the top five most popular jobs offered during the reference period are Advertising and Marketing Professionals, Administrative Associate Professionals, Managing Directors and Chief Executives, Accountants and Auditors and Software Developers.


Chart 2: Online Job Vacancies by Occupation Category for First Quarter, 2021 and Second Quarter, 2021



Note: The statistics from this report must be interpreted with caution due to the data limitation as it is gathered via big data analytics (using web scraping techniques) and does not reflect the actual population of job vacancies.

- The online job vacancies were reported in all industries, particularly in Professional, Scientific and Technical activities; Manufacturing activities; Wholesale and Retail Trade; Repair of Motor Vehicles and Motorcycles activities; Financial and Insurance/ Takaful activities; and Accommodation and Food Service activities.

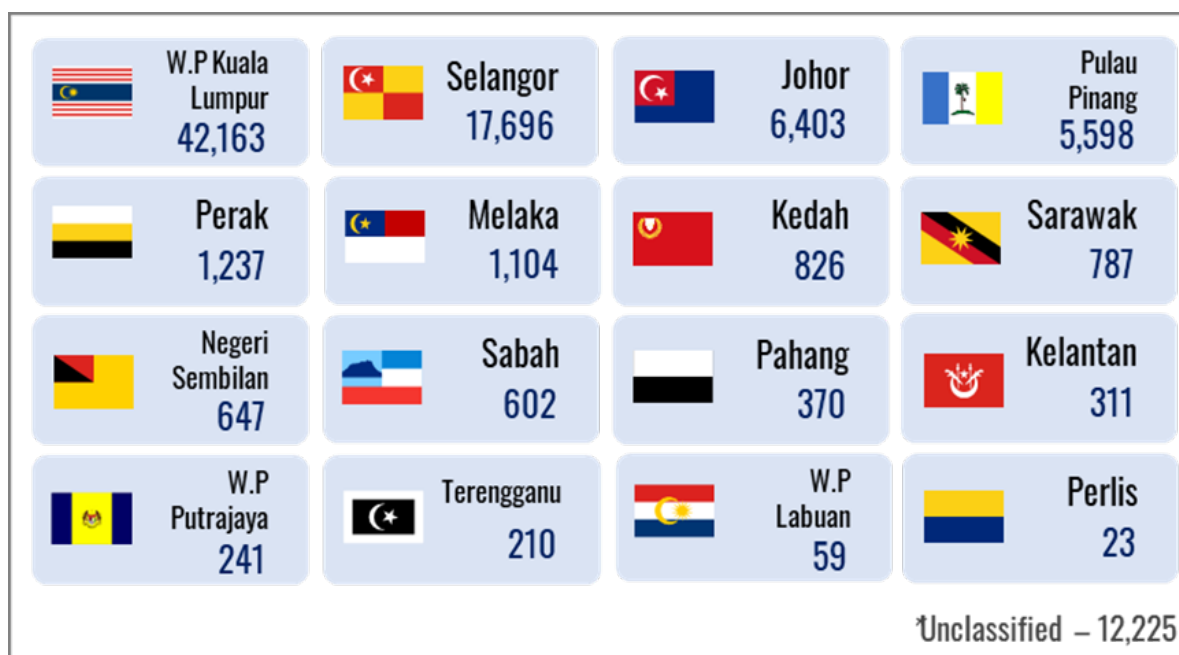
Figure 1: Online Job Vacancies by Sector for Second Quarter, 2021



Note: The statistics from this report must be interpreted with caution due to the data limitation as it is gathered via big data analytics (using web scraping techniques) and does not reflect the actual population of job vacancies.

- Wilayah Persekutuan Kuala Lumpur recorded the highest (42,163), followed by Selangor (17,696), Johor (6,403), Pulau Pinang (5,598) and Perak (1,237).

Figure 2: Online Job Vacancies by State for Second Quarter, 2021



Note: The statistics from this report must be interpreted with caution due to the data limitation as it is gathered via big data analytics (using web scraping techniques) and does not reflect the actual population of job vacancies.

The time series of the number of online vacancy advertisements from July 2019 to June 2021 by industry, occupation and state is shown in [Summary Table](#). The detailed information and interactive data visualisation of both [Job Market Insights](#) and [My Job Profile](#) can be obtained from our website.

The Malaysia Population and Housing Census 2020 (Malaysia Census 2020) is ongoing nationwide until 31st October 2021 through face-to-face method with the compliance of Standard Operating Procedure (SOP) implemented by Majlis Keselamatan Negara (MKN). The process of Quality Check (QC) and Post Enumeration Survey (PES) will be conducted subsequently in November and December 2021. All Malaysian residents are urged to cooperate in realising the success of Malaysia Census 2020 to ensure that no one is left behind as "Your Data is Our Future". Please visit the Malaysia Census 2020 portal at www.mycensus.gov.my or social media @MyCensus2020 for more info.

Released By:

DATO' SRI DR. MOHD UZIR MAHIDIN
CHIEF STATISTICIAN MALAYSIA
DEPARTMENT OF STATISTICS, MALAYSIA

DrUzir_Mahidin Dr_Uzir

#myHariBulan# #myBulan# #myTahun#

Contact person:

Mohd Yusrizal Ab Razak

Public Relation Officer

Strategic Communication and International Division

Department of Statistics, Malaysia

Tel : +603-8885 7942

Fax : +603-8888 9248

Email : yusrizal.razak[at]dosm.gov.my

Contact person:

Baharudin Mohamad

Public Relation Officer

Strategic Communication and International Division

Department of Statistics Malaysia

Tel : +603-8090 4681

Fax : +603-8888 9248

Email : baharudin[at]dosm.gov.my

Copyright ©2026 Department of Statistics Malaysia Official Portal. All Rights Reserved.