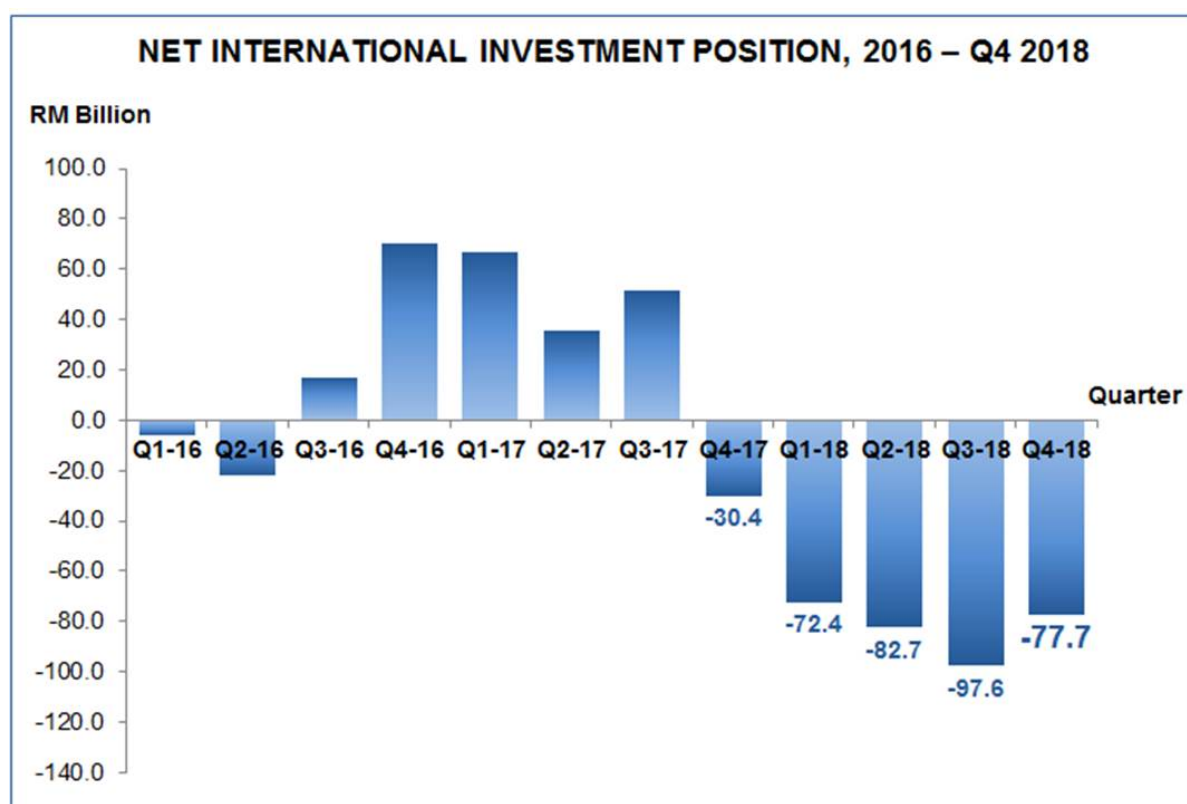




## INTERNATIONAL INVESTMENT POSITION, FOURTH QUARTER 2018

### The level of Malaysia's net international investment position registered a lower net liabilities of RM77.7 billion

As at end of December 2018, Malaysia's net international investment position (IIP) registered a lower net liabilities of RM77.7 billion (Q3 2018: net liabilities of RM97.6 billion). The financial assets position decreased to RM1,684.2 billion as against RM1,695.5 billion in third quarter 2018. Meanwhile, total liabilities declined by RM31.3 billion to record RM1,761.9 billion (Q3 2018: RM1,793.1 billion).



**Direct Investment Abroad (DIA)** position recorded a value of RM492.0 billion (Q3 2018: RM492.0 billion). The investment was mainly in Financial and insurance / takaful activities (38.9%), followed by Mining & quarrying (16.7%) and Agriculture sectors (8.3%). The top destinations for DIA were Singapore, Indonesia and Cayman Islands. Meanwhile, **Foreign Direct Investment (FDI)** position in Malaysia increased to RM631.2 billion (Q3 2018: RM623.1 billion). The Manufacturing sector remained as the highest FDI recipient (41.8%), followed by Financial and insurance / takaful activities (22.3%) and Mining & quarrying sector (6.6%). The top three FDI countries were Singapore, Japan and Hong Kong.

Portfolio Investment registered a lower net liabilities position of RM245.4 billion (Q3 2018: net liabilities RM279.6 billion), while Other Investment recorded net liabilities of RM113.9 billion (Q3 2018: net liabilities RM114.8 billion).

As at end of December 2018, the international reserves of Bank Negara Malaysia stood at RM419.5 billion (end of September: RM426.9 billion).



Department of Statistics Malaysia

<https://www.dosm.gov.my>



@StatsMalaysia



## MALAYSIA'S INTERNATIONAL INVESTMENT POSITION, Q4 2018

Malaysia's international investment position registered  
a lower **net liabilities** of **RM77.7 billion**



Q4 18 **RM1,684.2b**  
Q3 18 **RM1,695.5b**



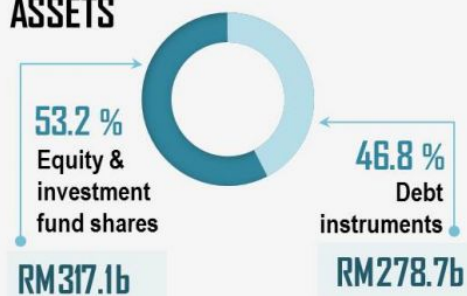
Q4 18 **RM1,761.9b**  
Q3 18 **RM1,793.1b**

**ASSETS**

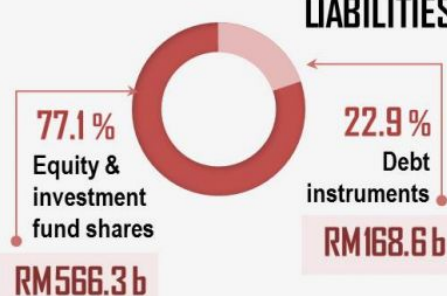
**LIABILITIES**

### DIRECT INVESTMENT BY COMPONENT

#### ASSETS



#### LIABILITIES



### DIRECT INVESTMENT BY TOP COUNTRIES

#### DIRECT INVESTMENT ABROAD

**RM492.0b**

**Singapore**

RM96.8b (19.7%)



1

**Indonesia**

RM46.7b (9.5%)



2

**Cayman Islands**

RM30.0b (6.1%)



3

#### FOREIGN DIRECT INVESTMENT

**RM631.2b**

**Singapore**

RM120.2b (19.0%)



**Japan**

RM75.3b (11.9%)



**Hong Kong**

RM74.3b (11.8%)



Source: Department of Statistics, Malaysia

Released By:

**DATO' SRI DR. MOHD UZIR MAHIDIN**  
**CHIEF STATISTICIAN MALAYSIA**  
**DEPARTMENT OF STATISTICS, MALAYSIA**



DrUzir\_Mahidin



Dr\_Uzir

#myHariBulan# #myBulan# #myTahun#

**Contact person:**

Ho Mei Kei  
Public Relation Officer  
Strategic Communication and International Division  
Department of Statistics, Malaysia

**Tel** : +603-8885 7942

**Fax** : +603-8888 9248

**Email** : mkho[at]dosm.gov.my

**Contact person:**

Baharudin Mohamad  
Public Relation Officer  
Strategic Communication and International Division  
Department of Statistics Malaysia

**Tel** : +603-8090 4681

**Fax** : +603-8888 9248

**Email** : baharudin[at]dosm.gov.my

**Copyright ©2025 Department of Statistics Malaysia Official Portal. All Rights Reserved.**