




## INFORMATION AND COMMUNICATION TECHNOLOGY SATELLITE ACCOUNT 2018



### MALAYSIA INFORMATION AND COMMUNICATION TECHNOLOGY SATELLITE ACCOUNT 2018

The **contribution** of Information and Communication (ICT) to national economy

Recorded

**RM267.7b**

↑ Growth **6.9%**

Gross Value Added ICT industry

**18.5%**

**12.6%**

**5.9%**

E-commerce  
Non ICT industry

#### Share of Gross Value Added ICT Industry



**43.2%**

ICT services



**34.1%**

ICT manufacturing



**15.4%**

ICT trade



**7.3%**

Content & media

#### E-Commerce

Value added of  
**e-commerce**

**RM115.5b**



Share of e-commerce  
to GDP by industry **8.0%**

5.9%



Non ICT industry

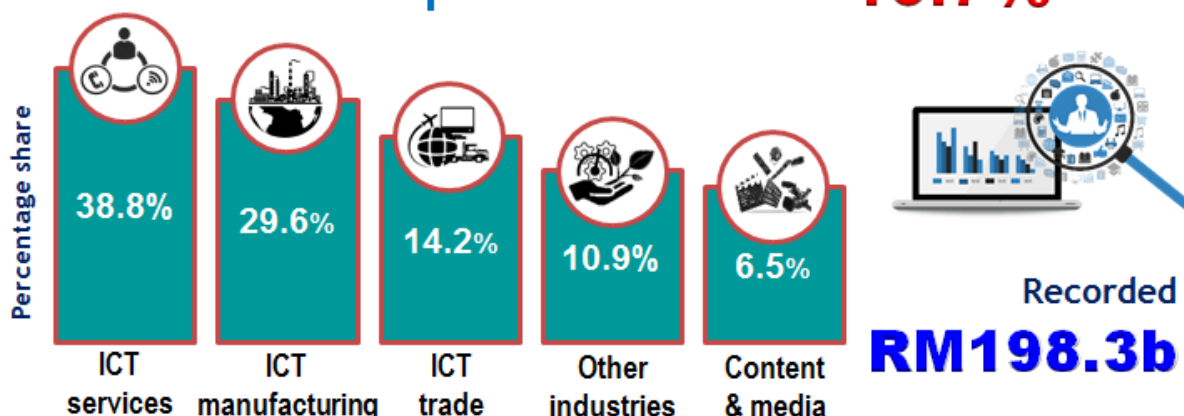
2.1%



ICT industry

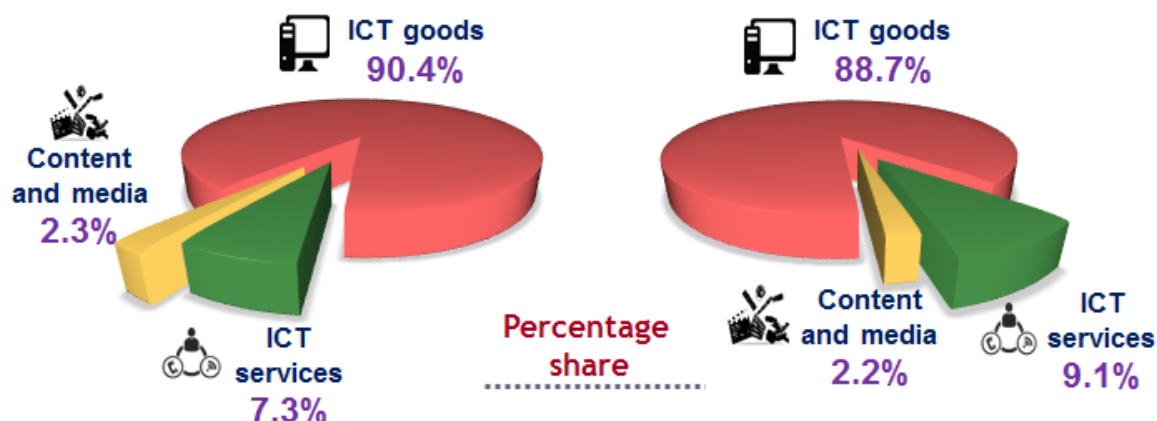
## Industries producing ICT products

### Contribution of Industries producing ICT products to GDP **13.7%**

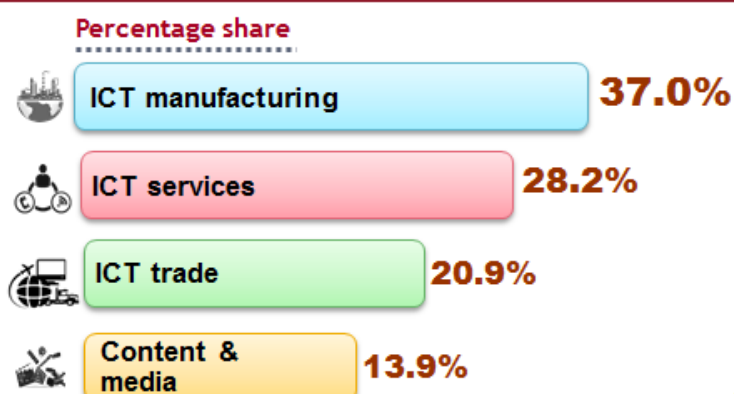


## Exports of ICT products

## Imports of ICT products



## Employment



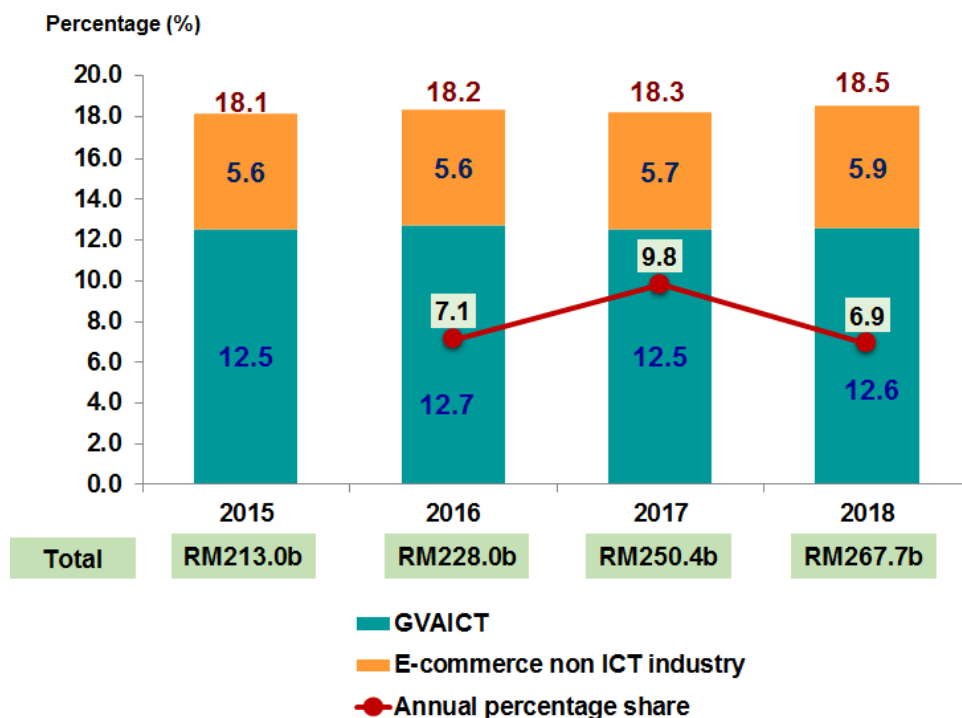
**Employment of ICT industry increased to 1.12 million persons**

Source: Department of Statistics Malaysia

## CONTRIBUTION OF INFORMATION AND COMMUNICATION TECHNOLOGY RECORDED 18.5 PER CENT IN 2018

Contribution of Information and Communication Technology (ICT) to the national economy continued to expand in 2018 by 18.5 per cent as compared to 18.3 per cent in the previous year. Gross Value Added of ICT industry (GVAICT) contributed 12.6 per cent while e-commerce non ICT industry 5.9 percent.

## ICT CONTRIBUTION TO ECONOMY



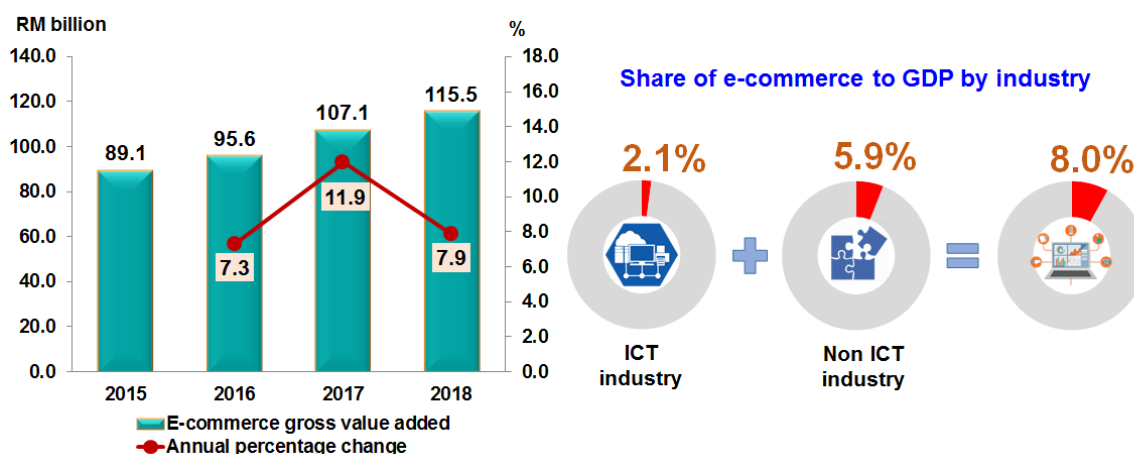
For the year 2018, Gross Value Added of ICT industry increased to RM182.4 billion registered a growth of 6.1 per cent. ICT services industry dominated with a share of 43.2 per cent followed by ICT manufacturing 34.1 per cent.

Telecommunications services were the main impetus in ICT services. For ICT manufacturing, it was supported by electronic components & boards, communication equipment and consumer electronic.

## E-COMMERCE INCREASED TO RM115.5 BILLION

Value added of e-commerce increased to RM115.5 billion grew at 7.9 per cent as compared to 11.9 per cent in 2017. The contribution of e-commerce to GDP recorded 8.0 per cent comprises of e-commerce for non ICT industry 5.9 per cent and e-commerce for ICT industry 2.1 per cent.

### E-COMMERCE GROSS VALUE ADDED TO GDP

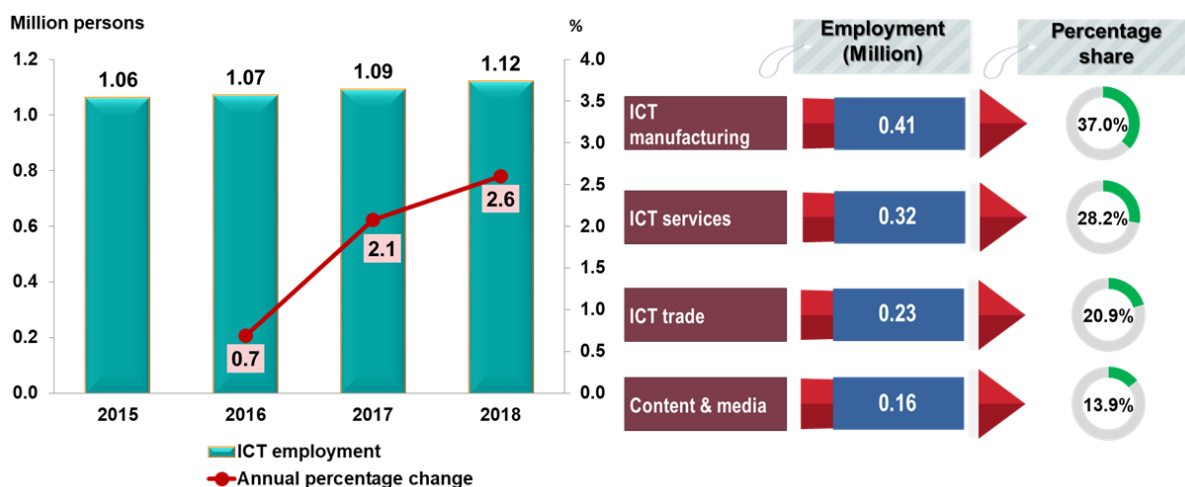


## EMPLOYMENT IN THE ICT INDUSTRY LED BY ICT MANUFACTURING

Employment in the ICT industry increased to 1.12 million persons with a growth of 2.6 per cent as

compared to 1.09 million persons in 2017. ICT manufacturing industry dominated 37.0 per cent, followed by ICT services (28.2%) and ICT trade (20.9%).

### EMPLOYMENT IN THE ICT INDUSTRY



#### Released By:

**DATO' SRI DR. MOHD UZIR MAHIDIN**  
**CHIEF STATISTICIAN MALAYSIA**  
**DEPARTMENT OF STATISTICS, MALAYSIA**

[f DrUzir\\_Mahidin](#) [t Dr\\_Uzir](#) [i Dr\\_Uzir](#)

**16 October 2019**

#### Contact person:

##### **Rohaida binti Mohamad**

Public Relation Officer  
 Strategic Communication and International Division  
 Department of Statistics, Malaysia  
 Tel : +603-8885 7942  
 Fax : +603-8888 9248  
 Email : rohaida.mohamad[at]dosm.gov.my

##### **Contact person:**

Baharudin Mohamad  
 Public Relation Officer  
 Strategic Communication and International Division  
 Department of Statistics Malaysia  
 Tel : +603-8090 4681  
 Fax : +603-8888 9248  
 Email : baharudin[at]dosm.gov.my

**Copyright ©2026 Department of Statistics Malaysia Official Portal. All Rights Reserved.**