



## INFORMATION AND COMMUNICATION TECHNOLOGY SATELLITE ACCOUNT, 2010-2014

### ICT CONTRIBUTED 17.0 PER CENT TO THE ECONOMY

The share of ICT to the economy augmented to 17.0 per cent in 2014. ICTGDP contributed 12.4 per cent while e-Commerce was 4.6 per cent (Table 1).

**TABLE 1**

*Percentage share of ICT to economy, 2010 - 2014*

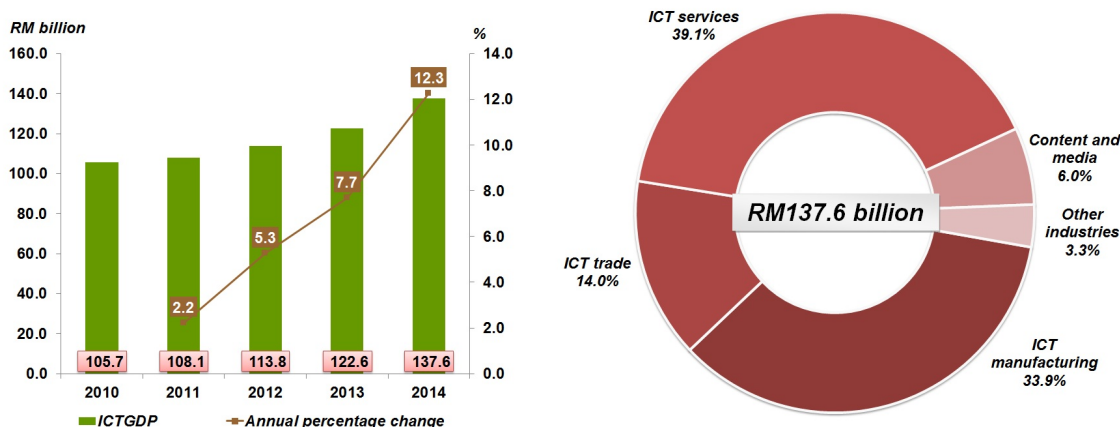
Year	2010	2011	2012	2013	2014
ICT industry	12.9	11.9	11.7	12.0	12.4
e-Commerce*	3.6	4.0	4.2	4.4	4.6
<b>Contribution of ICT to economy</b>	<b>16.5</b>	<b>15.9</b>	<b>15.9</b>	<b>16.4</b>	<b>17.0</b>

\* Non ICT industry

In 2014, ICTGDP recorded a value of RM137.6 billion (2013: RM122.6 billion). ICTGDP registered a double-digit growth of 12.3 per cent (2013: 7.7%), driven by activities in the ICT manufacturing and ICT services. ICT services dominated the ICTGDP with a share of 39.1 per cent while ICT manufacturing advanced further to 33.9 per cent (2013: 32.8%) as shown in Chart 1.

**CHART 1**

*ICTGDP: Value, annual percentage change and percentage share by industry*



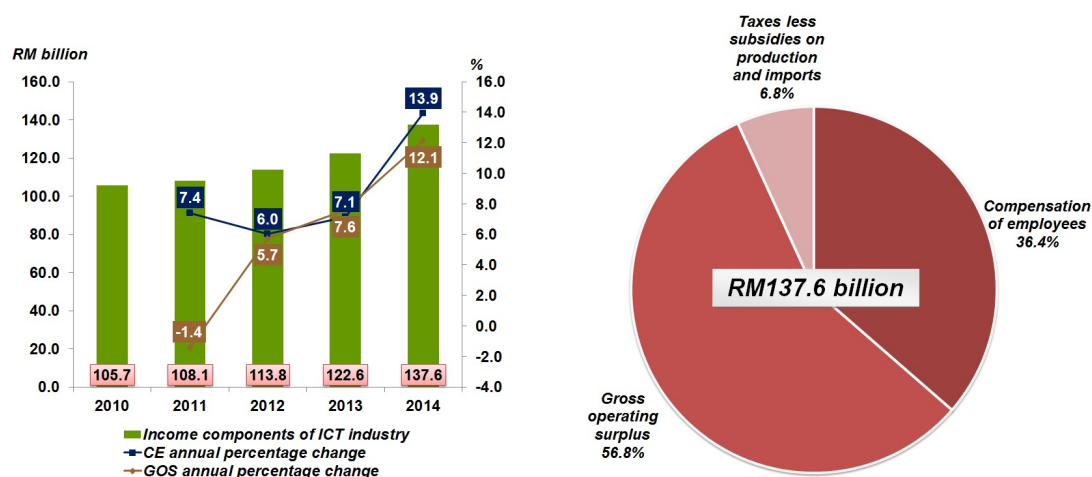
Note: Exclude import duties

## INCOME COMPONENTS OF ICT INDUSTRY EXPANDED TO RM137.6 BILLION

Income of ICT industry expanded to RM137.6 billion in 2014 (2013: RM122.6 billion). The compensation of employees in ICT industry recorded a value of RM50.1 billion with a share of 36.4 per cent to total income of ICT (Chart 2). In terms of growth, the compensation of employees accelerated to 13.9 per cent supported by ICT manufacturing and ICT services.

**CHART 2**

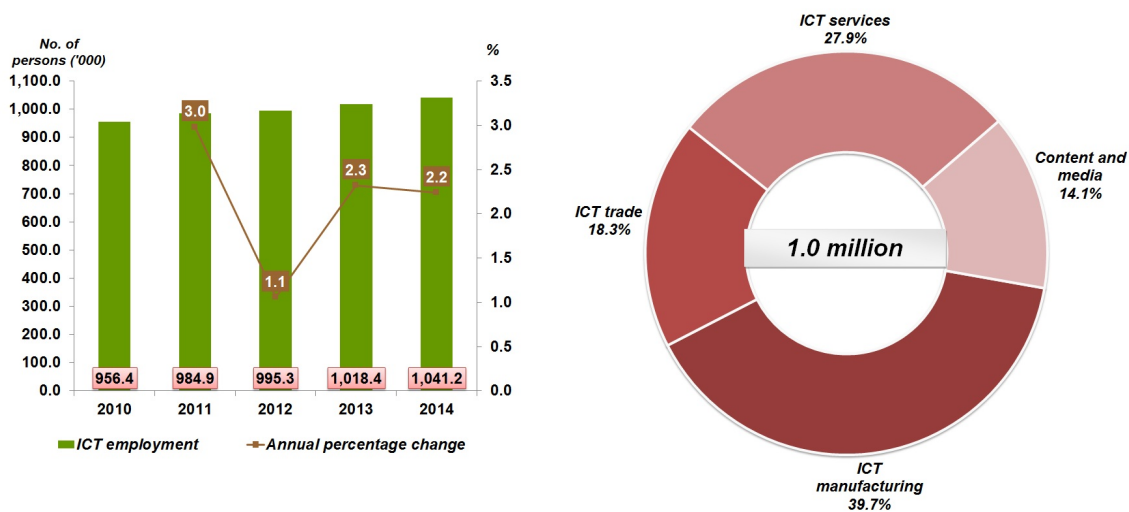
*Income of ICT industry: Value, annual percentage change and percentage share by components*



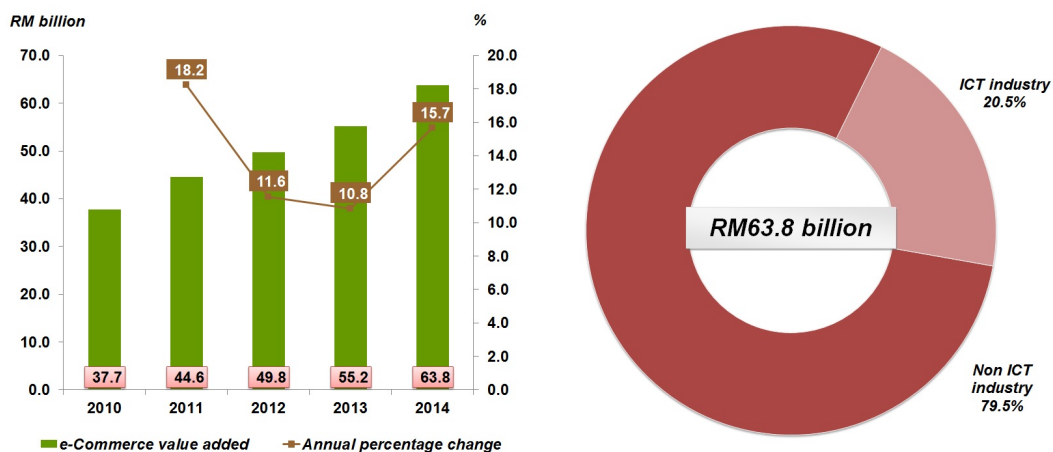
Gross operating surplus of ICT industry increased to RM78.1 billion and recorded a growth of 12.1 per cent underpinned by ICT services. Taxes less subsidies on production and imports increased slightly at RM9.4 billion from RM8.9 billion in 2013.

## EMPLOYMENT IN THE ICT INDUSTRY CONTRIBUTED 7.7 PER CENT TO THE TOTAL EMPLOYMENT

Employment in the ICT industry rose by 2.2 per cent. The ICT industry contributed 7.7 per cent to the total employment. ICT manufacturing recorded the highest employment with a share of 39.7 per cent followed by ICT services 27.9 per cent (Chart 3).

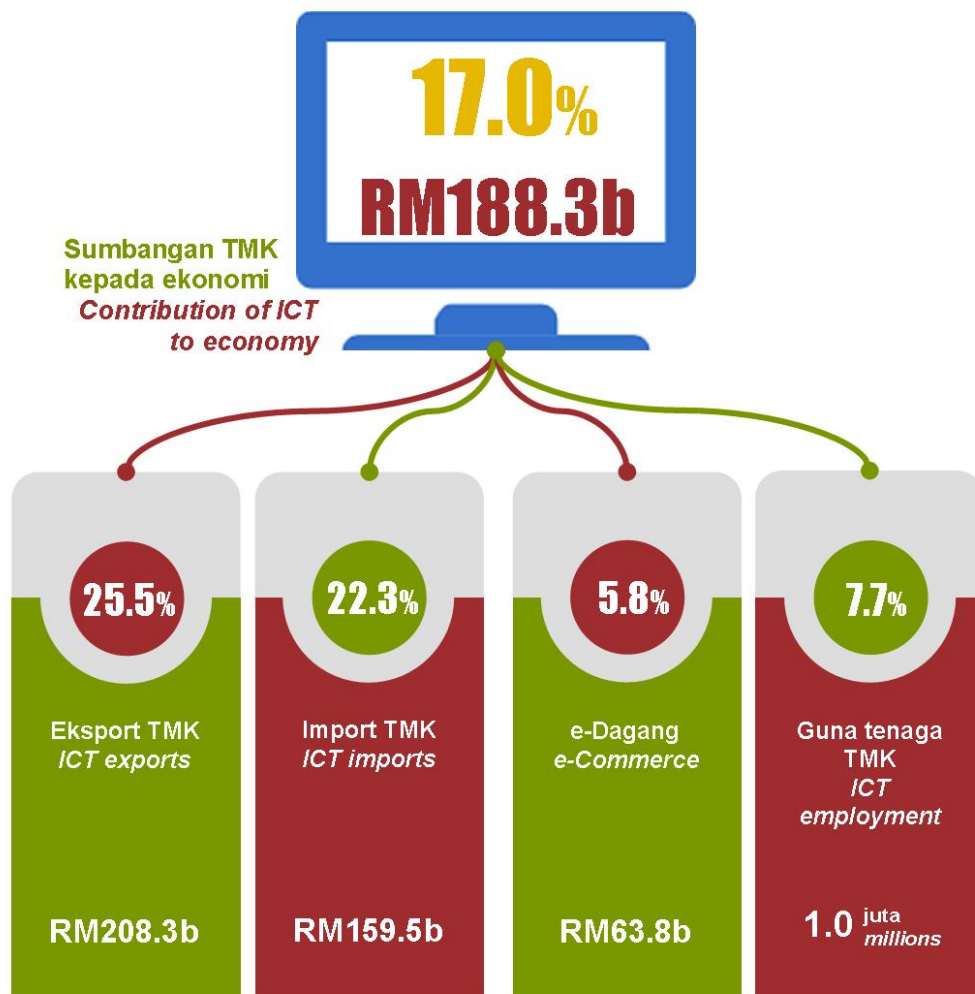
**CHART 3****Employment in the ICT industry: Value, annual percentage change and percentage share by industry****e-COMMERCE GREW 15.7 PER CENT**

The total value added of e-Commerce in 2014 elevated to RM63.8 billion, an increase of RM8.6 billion from the previous year as shown in Chart 4. In terms of growth, the e-Commerce registered 15.7 per cent as against 10.8 per cent in 2013. The main contributor of e-Commerce was non ICT industry with a share of 79.5 per cent.

**CHART 4****Value added of e-Commerce: Annual percentage change and percentage share by industry**

[Click to download Snapshots](#)

## ASTMK SEPINTAS LALU / SNAPSHOTS OF ICTSA MALAYSIA 2014



Sumber: Akaun Satelit Teknologi Maklumat dan Komunikasi, Jabatan Perangkaan Malaysia  
Source: Information and Communication Technology Satellite Account, Department of Statistics, Malaysia

**Released By:**

**THE OFFICE OF CHIEF STATISTICIAN MALAYSIA  
DEPARTMENT OF STATISTICS, MALAYSIA  
#myHariBulan# #myBulan# #myTahun#**

**Contact person:**

Norrita binti Amran  
Public Relation Officer  
Corporate and User Services Division  
Department of Statistics, Malaysia  
**Tel** : +603-8885 7942  
**Fax** : +603-8888 9248  
**Email** : norrita.amran@stats.gov.my

**Contact person:**

Baharudin Mohamad  
Public Relation Officer  
Strategic Communication and International Division  
Department of Statistics Malaysia  
Tel : +603-8090 4681  
Fax : +603-8888 9248  
Email : baharudin[at]dosm.gov.my

**Copyright ©2025 Department of Statistics Malaysia Official Portal. All Rights Reserved.**