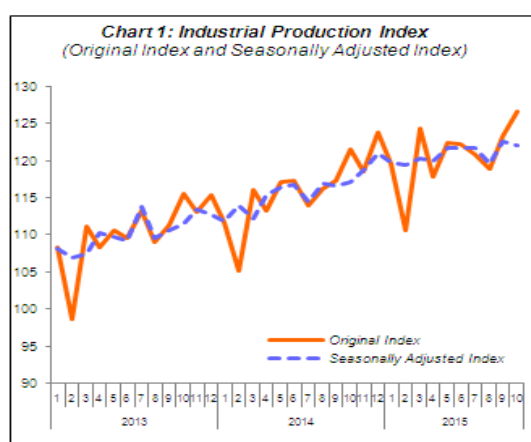




## INDEX OF INDUSTRIAL PRODUCTION, MALAYSIA OCTOBER 2015

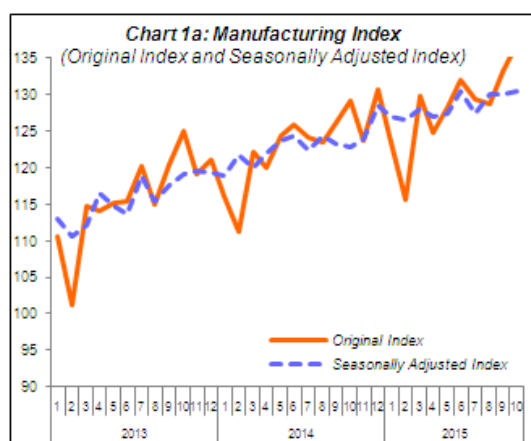
### HIGHLIGHTS

| Sector                     | Seasonally Adjusted Index |                          | Original Index |                        |
|----------------------------|---------------------------|--------------------------|----------------|------------------------|
|                            | Index                     | % Changes Month on Month | Index          | % Changes Year on Year |
| <b>IPI</b>                 | 122.0                     | -0.4                     | 126.6          | 4.2                    |
| <b>Mining Index</b>        | 101.5                     | -3.0                     | 102.9          | -1.4                   |
| <b>Manufacturing Index</b> | 130.4                     | 0.2                      | 137.0          | 6.2                    |
| <b>Electricity Index</b>   | 123.5                     | 0.4                      | 125.8          | 4.3                    |



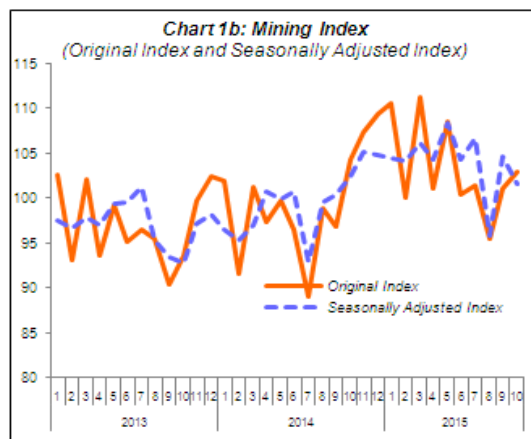
### PERFORMANCE OF INDUSTRIAL PRODUCTION INDEX

The Industrial Production Index (IPI) grew by 4.2% in October 2015 as compared to the same month of the previous year. The rise in October 2015 was supported by positive growth in Manufacturing index (6.2%) and Electricity index (4.3%). However, the Mining index decreased by 1.4%. The IPI in September 2015 remain unchanged at 5.1% year-on-year. In seasonally adjusted terms, the IPI in October 2015 declined by 0.4% month-on-month due to the decrease of the Mining index by 3.0%. Meanwhile, the indices for Manufacturing and Electricity increased by 0.2% and 0.4% respectively.



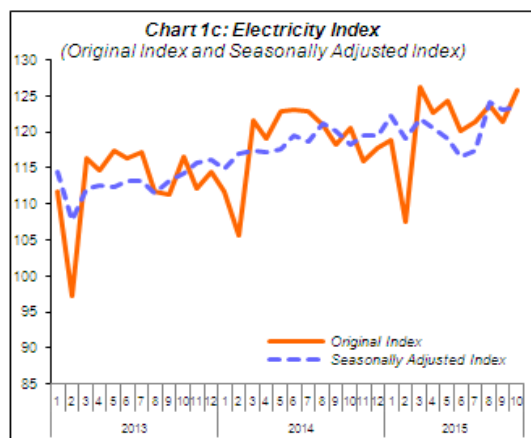
### PERFORMANCE OF MANUFACTURING SECTOR

Year-on-year, Manufacturing sector output expanded further by 6.2% in October 2015 after registering 5.6% in September 2015. The major sub-sectors which expanded in October 2015 were: Electrical and Electronics Products (13.9%); Petroleum, Chemical, Rubber and Plastic Products (3.3%) and Non-metallic Mineral Products, Basic Metal and Fabricated Metal Products (5.1%). On a seasonally adjusted month-on-month basis, Manufacturing output edged up 0.2% in October 2015.



### **PERFORMANCE OF MINING SECTOR**

The Mining sector output decreased by 1.4% in October 2015 as compared to the same month in 2014 mainly due to the declined in Natural Gas index (5.3%), whilst, the Crude Oil index recorded a slower growth of 2.1%. On a seasonally adjusted terms, output for the Mining sector fell by 3.0% as compared to September 2015.



### **PERFORMANCE OF ELECTRICITY SECTOR**

The Electricity sector output grew 4.3% in October 2015 on yearly basis. On a seasonally adjusted terms, Electricity sector output increased by 0.4% as compared to the previous month.

## **PERFORMANCE OF INDUSTRIAL PRODUCTION INDEX FOR THE PERIOD JANUARY TO OCTOBER 2015**

Malaysia's Industrial Production Index for the period of January to October 2015 grew by 5.0% as compared to the same period of the previous year. The increase was supported by the expansion in all three indices: Manufacturing (4.9%); Mining (5.7%) and Electricity (2.1%).

| Sector                     | Jan. - Oct. 2014 | Jan. - Oct. 2015 | % Changes Year-on-Year |
|----------------------------|------------------|------------------|------------------------|
| <b>IPI</b>                 | 114.9            | 120.6            | 5.0                    |
| <b>Mining Index</b>        | 97.7             | 103.3            | 5.7                    |
| <b>Manufacturing Index</b> | 122.2            | 128.2            | 4.9                    |
| <b>Electricity Index</b>   | 118.7            | 121.2            | 2.1                    |

#### **\* Notes:**

Data for October 2015 is provisional. The data will be updated based on the latest available figures and subsequently published in the November 2015 publication.

**THE OFFICE OF CHIEF STATISTICIAN MALAYSIA**  
**DEPARTMENT OF STATISTICS MALAYSIA**  
**10 DECEMBER 2015**

#### **Contact person:**

Ho Mei Kei  
Public Relation Officer  
Corporate and User Services Division  
Department of Statistics, Malaysia  
**Tel : +603-8885 7942**

**Fax :** +603-8888 9248

**Email :** mkho@stats.gov.my

**Contact person:**

Baharudin Mohamad

Public Relation Officer

Strategic Communication and International Division

Department of Statistics Malaysia

Tel : +603-8090 4681

Fax : +603-8888 9248

Email : baharudin[at]dosm.gov.my

**Copyright ©2026 Department of Statistics Malaysia Official Portal. All Rights Reserved.**