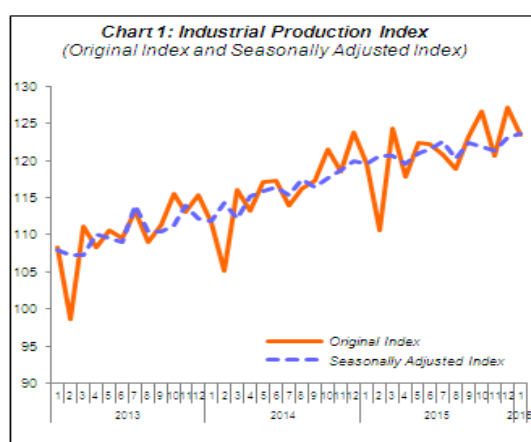




## INDEX OF INDUSTRIAL PRODUCTION, MALAYSIA JANUARY 2016

### HIGHLIGHTS

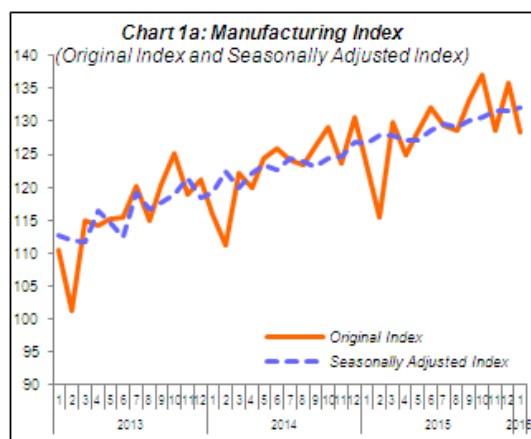
Sector	Seasonally Adjusted Index		Original Index	
	Index	% Changes Month on Month	Index	% Changes Year on Year
<b>IPI</b>	123.7	0.5	123.4	3.2
<b>Mining Index</b>	105.4	2.0	111.2	0.7
<b>Manufacturing Index</b>	132.1	0.5	128.4	3.9
<b>Electricity Index</b>	130.3	3.8	128.0	7.7



### PERFORMANCE OF INDUSTRIAL PRODUCTION INDEX

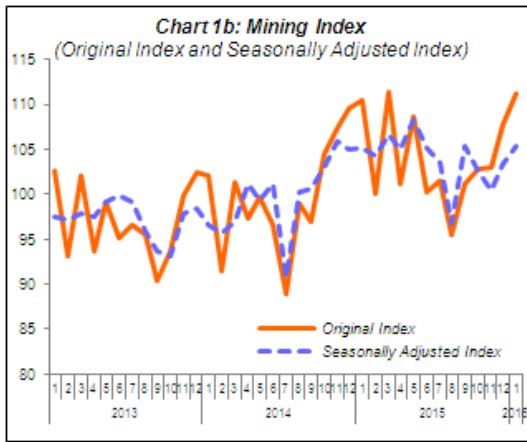
The Industrial Production Index (IPI) increased by 3.2% in January 2016 as compared to the same month of the previous year. The increase in January 2016 was supported by positive growth in all indices: Manufacturing (3.9%), Mining (0.7%) and Electricity (7.7%). The IPI in December 2015 remained unchanged at 2.7% year-on-year.

In seasonally adjusted terms, the IPI in January 2016 increased by 0.5% month-on-month following an increase in the indices: Manufacturing (0.5%), Mining (2.0%) and Electricity (3.8%).



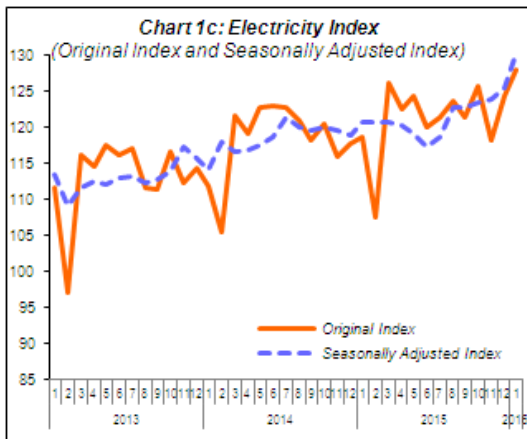
### PERFORMANCE OF MANUFACTURING SECTOR

Year-on-year, Manufacturing sector output grew 3.9% in January 2016 after registering a growth of 4.0% in December 2015. The major sub-sectors which recorded an expansion in January 2016 were: Electrical and Electronics Products (6.3%); Wood Products, Furniture, Paper Products, Printing (10.3%) and Non-metallic Mineral Products, Basic Metal and Fabricated Metal Products (6.0%). On a seasonally adjusted month-on-month, Manufacturing output recorded an increase of 0.5% in January 2016.



### **PERFORMANCE OF MINING SECTOR**

The Mining sector output registered a growth of 0.7% in January 2016 as compared to the same month in 2015. This growth was mainly due to the increase of Crude Oil index (0.9%) and Natural Gas index (0.4%). On a seasonally adjusted terms, output for the Mining sector increased 2.0% as compared to December 2015.



### **PERFORMANCE OF ELECTRICITY SECTOR**

The Electricity sector output expanded 7.7% in January 2016 on yearly basis. On a seasonally adjusted terms, Electricity sector output increased 3.8% as compared to the previous month.

#### **\* Notes:**

Data for January 2016 is provisional. The data will be updated based on the latest available figures and subsequently published in the February 2016 publication.

**THE OFFICE OF CHIEF STATISTICIAN MALAYSIA**  
**DEPARTMENT OF STATISTICS MALAYSIA**  
**11 MARCH 2016**

#### **Contact person:**

Ho Mei Kei  
Public Relation Officer  
Corporate and User Services Division  
Department of Statistics, Malaysia  
**Tel :** +603-8885 7942  
**Fax :** +603-8888 9248  
**Email :** mkho@stats.gov.my

#### **Contact person:**

Baharudin Mohamad  
Public Relation Officer  
Strategic Communication and International Division  
Department of Statistics Malaysia  
**Tel :** +603-8090 4681  
**Fax :** +603-8888 9248  
**Email :** baharudin[at]dosm.gov.my

