



---

## EMPLOYMENT STATISTICS FOURTH QUARTER 2019

---

### Introduction

This publication presents the labour demand statistics based on the Quarterly Employment Survey conducted on formal private sector establishments encompassing major economic activities namely Agriculture, Mining & Quarrying, Manufacturing, Construction and Services. The principal statistics of employment presented in this report are jobs, filled jobs, vacancies and jobs created by economic activity and category of skill.

### Labour Demand, Fourth Quarter 2019

In Q4 2019, total jobs in the private sector was 8,661 thousand, went up by 119 thousand as compared to 8,542 thousand in the same quarter of the preceding year. The rate of filled jobs was 97.7 per cent with 8,464 thousand filled jobs. Meanwhile, job vacancies remained at 198 thousand with the rate of 2.3 per cent.

### Labour Demand by Skill

In Q4 2019, jobs in the skilled category increased by 19 thousand from Q4 2018 to 2,101 thousand jobs, comprising of 97.7 per cent of filled jobs (2,052 thousand) and 2.3 per cent vacancies (48 thousand). Meanwhile, 12 thousand jobs were created in Q4 2019.

Semi-skilled category registered a rise of 96 thousand jobs as against Q4 2018 to 5,408 thousand jobs. The rate of filled jobs for this category was 98.0 per cent (5,299 thousand), while the vacancies rate was 2.0 per cent (108 thousand job vacancies). This category recorded 12 thousand jobs created.

In the meantime, jobs in the low skilled-category went up 5 thousand year on year to 1,153 thousand. Filled jobs made up 96.4 per cent of total jobs at 1,148 thousand. Job vacancies within the same period recorded a rate of 3.6 per cent (41 thousand). Jobs created for this quarter was 2 thousand.

### Labour Demand by Economic Activity

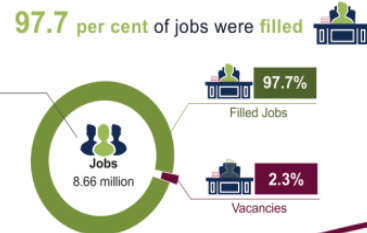
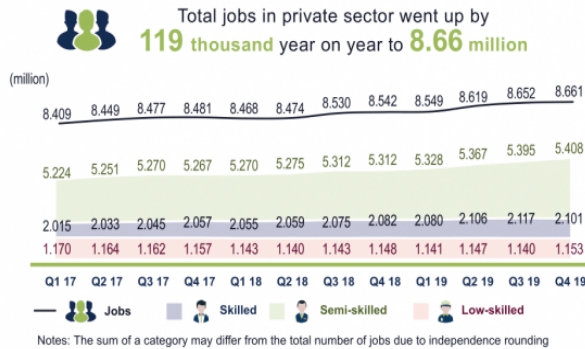
In Q4 2019, 51.6 per cent of jobs was concentrated in Services sector, followed by Manufacturing (26.4%) and Construction (15.4%). The remaining were in Agriculture (5.6%) and Mining & Quarrying (1.0%) sectors.

As for vacancies, 55.3 per cent was in the Manufacturing sector while Services sector comprised of 18.8 per cent. Agriculture sector ranked third with a share of 14.3 per cent, followed by Construction (11.5%) and Mining & Quarrying (0.1%).

As for jobs created, 46.2 per cent were in Services sector followed by Construction (27.7%) and Manufacturing (13.6%).

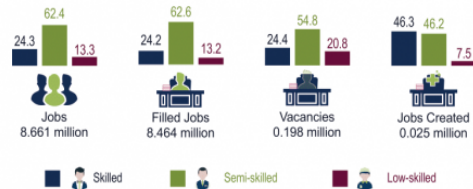


## EMPLOYMENT STATISTICS FOURTH QUARTER 2019



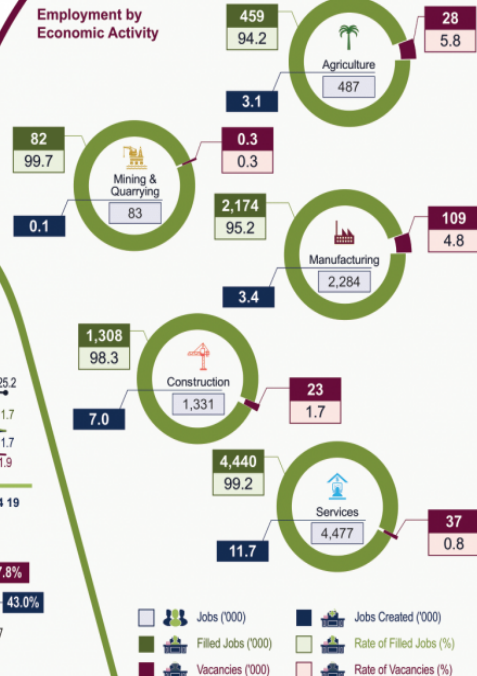
**62.4 per cent jobs in private sector were in semi-skilled category**

Employment by Skill (per cent)



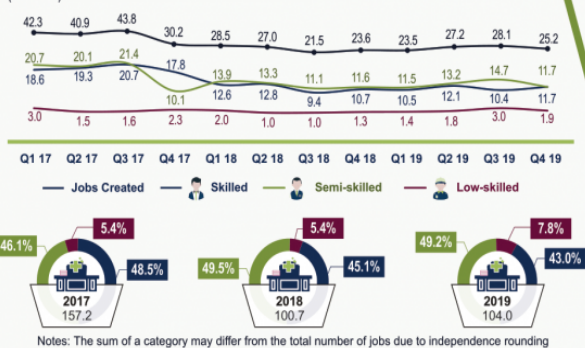
**A total of 4.48 thousand jobs were concentrated in Services sector**

Employment by Economic Activity



**44.7 thousand jobs created in 2019 were in skilled category**

Jobs Created (thousand)



Source: Employment Statistics Fourth Quarter of 2019, Department of Statistics Malaysia

The detailed information and technical notes are published in the publication of Employment Statistics, Fourth Quarter 2019. This publication is accessible and downloadable free of charge through the eStatistik application in DOSM web page, [www.dosm.gov.my](http://www.dosm.gov.my).

**Released By:**

**DATO' SRI DR. MOHD UZIR MAHIDIN**  
**CHIEF STATISTICIAN MALAYSIA**  
**DEPARTMENT OF STATISTICS, MALAYSIA**

 **DrUzir\_Mahidin**   **Dr\_Uzir**

**#myHariBulan# #myBulan# #myTahun#**

**Contact person:**

**Mohd Yusrizal Ab Razak**

Public Relation Officer

Strategic Communication and International Division

Department of Statistics, Malaysia

Tel : +603-8885 7942

Fax : +603-8888 9248

Email : yusrizal.razak[at]dosm.gov.my

**Contact person:**

Baharudin Mohamad

Public Relation Officer

Strategic Communication and International Division

Department of Statistics Malaysia

Tel : +603-8090 4681

Fax : +603-8888 9248

Email : baharudin[at]dosm.gov.my

**Copyright ©2026 Department of Statistics Malaysia Official Portal. All Rights Reserved.**