



---

## EMPLOYMENT STATISTICS FOURTH QUARTER 2017

---

### Introduction

The Department of Statistics, Malaysia for the first time attempted to publish the quarterly employment statistics from the angle of labour demand. The statistics is based on the Quarterly Employment Survey encompassing major economic activities namely Agriculture, Mining & Quarrying, Manufacturing, Construction and Services in the formal private establishments. The principal statistics of employment presented in this report are positions, filled positions, vacancies and jobs created by economic activity and skill for the period of the first quarter of 2015 to the fourth quarter of 2017.

### Labour Demand for the Fourth Quarter of 2017

In the fourth quarter of 2017, the number of positions for paid employees in the private sector grew 1.0 per cent year-on-year to 8,481 thousand (Q4 2016: 8,393 thousand). This increase was mainly contributed by filled positions which recorded 8,275 thousand compared to 8,157 thousand in the preceding year. On the other hand, vacancies registered a negative growth of 12.7 per cent to 206 thousand (Q4 2016: 236 thousand). The jobs created declined 8.5 per cent to 30 thousand (Q4 2016: 33 thousand).

### Labour Demand for the Fourth Quarter of 2017 by skill

The positions of skilled workers accounted for 24.2 per cent or 2,057 thousand in the fourth quarter of 2017 (Q4 2016: 2,010 thousand). Most positions were in the semi-skilled category which comprised 62.1 per cent or 5,267 thousand (Q4 2016: 5,212 thousand). Low-skilled category recorded a share of 13.7 per cent or 1,157 thousand positions (Q4 2016: 1,171 thousand).

Filled positions in the skilled category posted 2,004 thousand (Q4 2016: 1,958 thousand), with a contribution of 24.2 per cent. Filled positions in the low-skilled category dropped to 1,114 thousand (Q4 2016: 1,118 thousand), which constituted 13.5 per cent. A total of 25.3 per cent or 52.1 thousand vacancies in skilled category was registered in the fourth quarter of 2017 (Q4 2016: 52.4 thousand). Vacancies in semi-skilled and low-skilled categories recorded shares of 53.8 per cent and 20.9 per cent respectively.

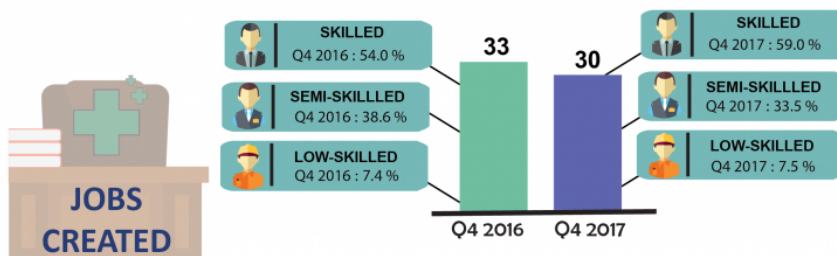
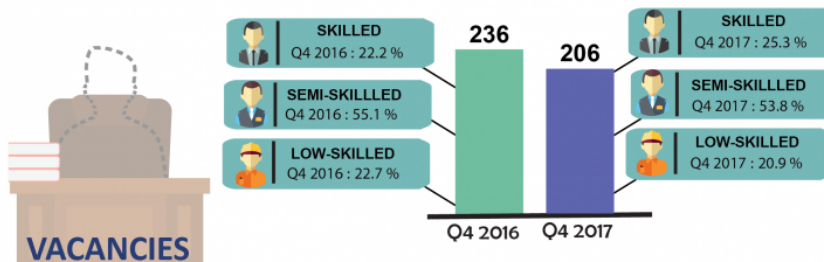
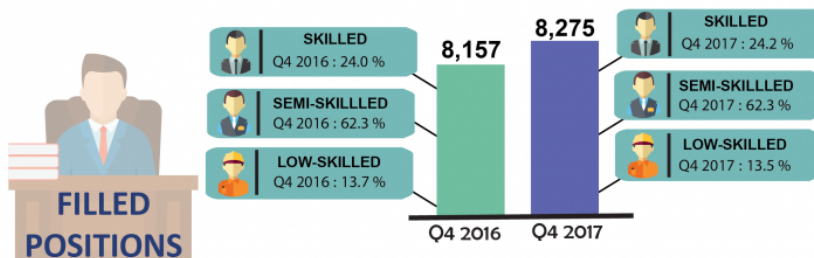
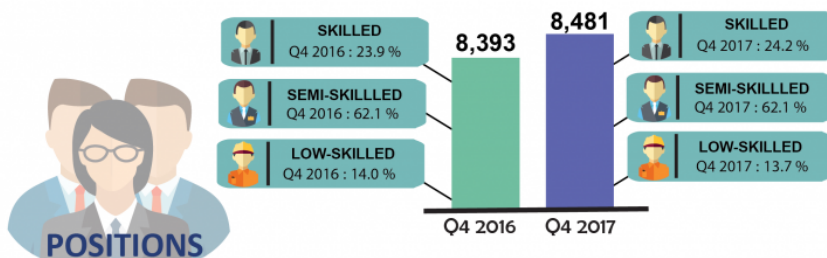
Jobs created for skilled category contributed 59.0 per cent or 17.8 thousand (Q4 2016: 17.8 thousand). Jobs created in the semi-skilled category was 10 thousand with a contribution of 33.5 per cent (Q4 2016: 13 thousand), followed by low-skilled category which posted 2.3 thousand or 7.5 per cent (Q4 2016: 2.5 thousand).

The detailed information and technical notes are published in the Employment Statistics, Fourth Quarter 2017. This publication is accessible and downloadable free of charge through the eStatistik application in DOSM web page, [www.dosm.gov.my](http://www.dosm.gov.my).



## EMPLOYMENT STATISTICS FOURTH QUARTER 2017

('000)



**Released By:**

**DATO' SRI DR. MOHD UZIR MAHIDIN**  
**CHIEF STATISTICIAN MALAYSIA**  
**DEPARTMENT OF STATISTICS, MALAYSIA**

 **DrUzir\_Mahidin**   **Dr\_Uzir**

**#myHariBulan# #myBulan# #myTahun#**

**Contact person:**

Ho Mei Kei  
Public Relation Officer  
Strategic Communication and International Division  
Department of Statistics, Malaysia  
**Tel** : +603-8885 7942  
**Fax** : +603-8888 9248  
**Email** : mkho[at]dosm.gov.my

**Contact person:**

Baharudin Mohamad  
Public Relation Officer  
Strategic Communication and International Division  
Department of Statistics Malaysia  
**Tel** : +603-8090 4681  
**Fax** : +603-8888 9248  
**Email** : baharudin[at]dosm.gov.my

**Copyright ©2026 Department of Statistics Malaysia Official Portal. All Rights Reserved.**