



CURRENT POPULATION ESTIMATES, MALAYSIA, 2016-2017

INTRODUCTION

The Current Population Estimates, Malaysia, 2017 consists of the mid-year population estimates for the period of 2016 to 2017 based on the Population and Housing Census 2010 (Census 2010), considering three major components of population changes i.e. births, deaths and migration.

SIZE AND POPULATION GROWTH

Malaysia Population grow at 1.3% to 32.0 million people in 2017

In 2017, the population in Malaysia is estimated at 32.0 million with 28.7 million are citizens and 3.3 million are non-citizens.

Compared to 2016, the population growth rate of citizens and non-citizens in 2017 decreased by 1.1 per cent and 2.9 per cent respectively. The population growth rate for overall was 1.3 per cent.

Table 1: Population and Annual Population Growth Rate, Malaysia, 2016-2017

(‘000)

Year	Total	Citizen	Non-citizen
2017 ^e	32,049.7 (1.3%)	28,723.0 (1.1%)	3,326.7 (2.9%)
2016	31,633.5 (1.4%)	28,403.5 (1.2%)	3,230.0 (3.3%)

SEX RATIO

In 2017, the male population still outnumbered the female population. The sex ratio for the 2016-2017 period remains at 107 males per 100 females. Sex ratio for citizens and non-citizens also remains at 102 and 157 for the same period.

AGE STRUCTURE

Percentage of population aged 0-14 years old in 2017 dropped to 24.1 per cent from 24.5 per cent in 2016. The percentage of population aged 15-64 years increased from 69.5 per cent in 2016 to 69.7 per cent in 2017. The increase of the population in this age group contributed to the increase of the median age (28.3 years).

MAJOR ETHNIC GROUP COMPOSITION

In 2017, Bumiputera recorded an increase of 0.2 percentage points compared to 2016, which was 68.8 per cent of total population of citizens. However, Chinese dropped by 0.2 percentage points to 23.2 per cent, while Indians and Others remained at 7.0 per cent and 1.0 per cent respectively as compared to 2016.

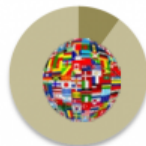


In **2017**, **MALAYSIA** population estimated at **32.0 million** with a population growth rate of **1.3%**

1 out of 10 population is **non-citizen**



Citizen
28.7 million



Non-citizen
3.3 million



2017^e

16.5 million

2016

16.3 million



15.5 million

15.3 million



Sex ratio in 2017 remains the same as 2016

Total

107

Citizen

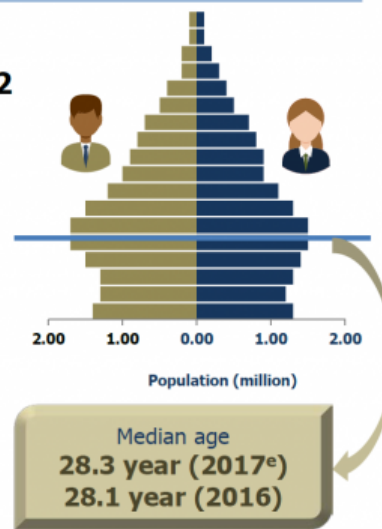
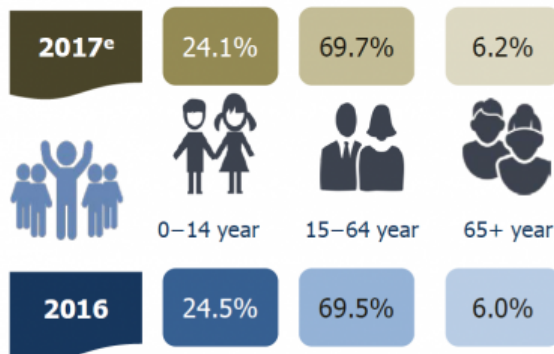
102

Non-citizen

157

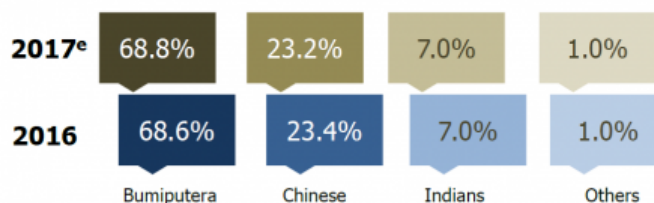
Age structure

The percentage of elderly population is **increasing 0.2 percentage point** compared to 2016



Malaysian citizen by major ethnic group

The percentage of Bumiputera **increased by 0.2 percentage points** compared to 2016



^e Estimates

*Notes:

^e Estimates

Released By:

DR. MOHD UZIR BIN MAHIDIN
CHIEF STATISTICIAN, MALAYSIA
DEPARTMENT OF STATISTICS, MALAYSIA

#myHariBulan# #myBulan# #myTahun#

Contact person:

Ho Mei Kei
Public Relation Officer
Corporate and User Services Division
Department of Statistics, Malaysia
Tel : +603-8885 7942
Fax : +603-8888 9248
Email : mkho[at]stats.gov.my

Contact person:

Baharudin Mohamad
Public Relation Officer
Strategic Communication and International Division
Department of Statistics Malaysia
Tel : +603-8090 4681
Fax : +603-8888 9248
Email : baharudin[at]dosm.gov.my

Copyright ©2025 Department of Statistics Malaysia Official Portal. All Rights Reserved.