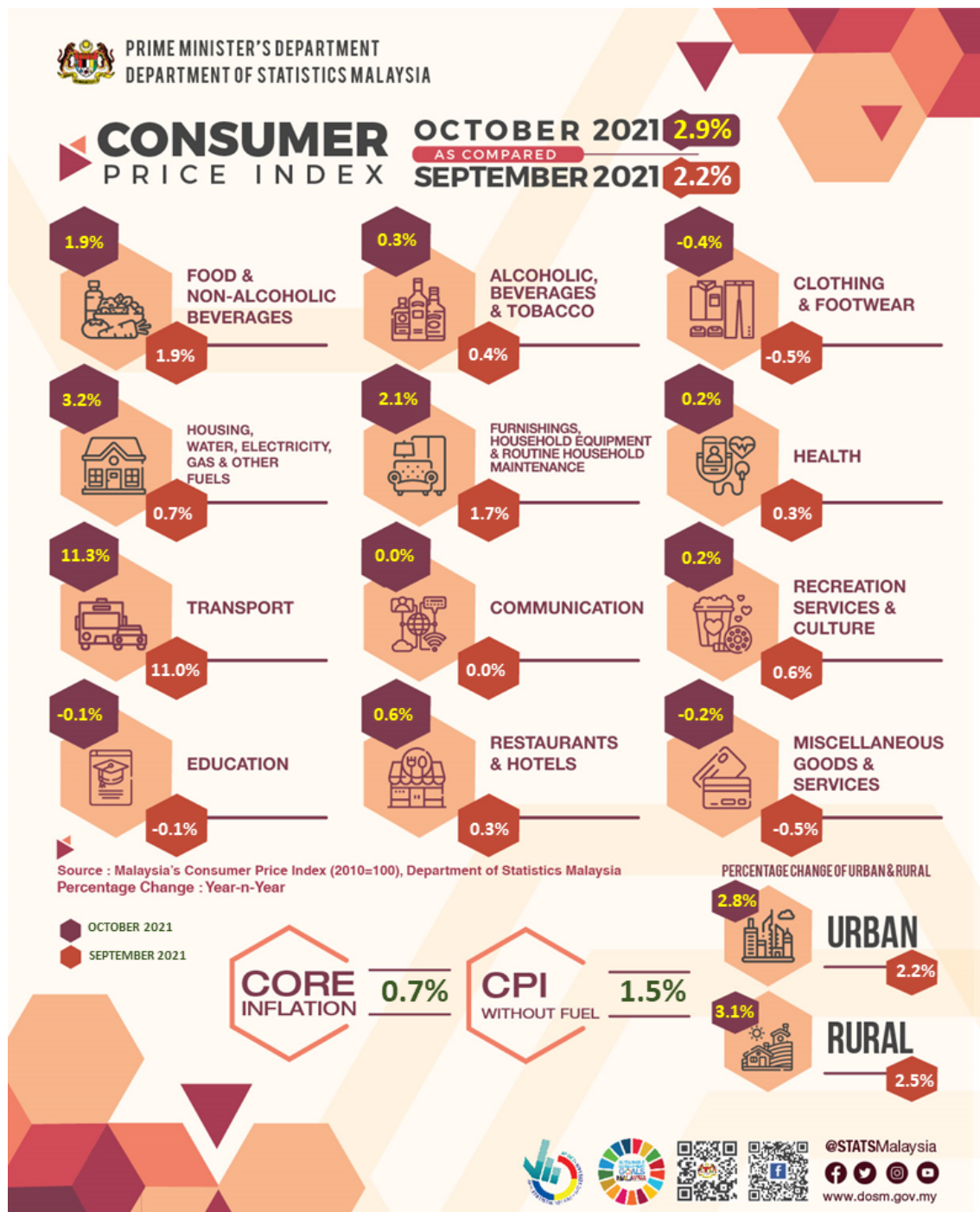




CONSUMER PRICE INDEX MALAYSIA OCTOBER 2021

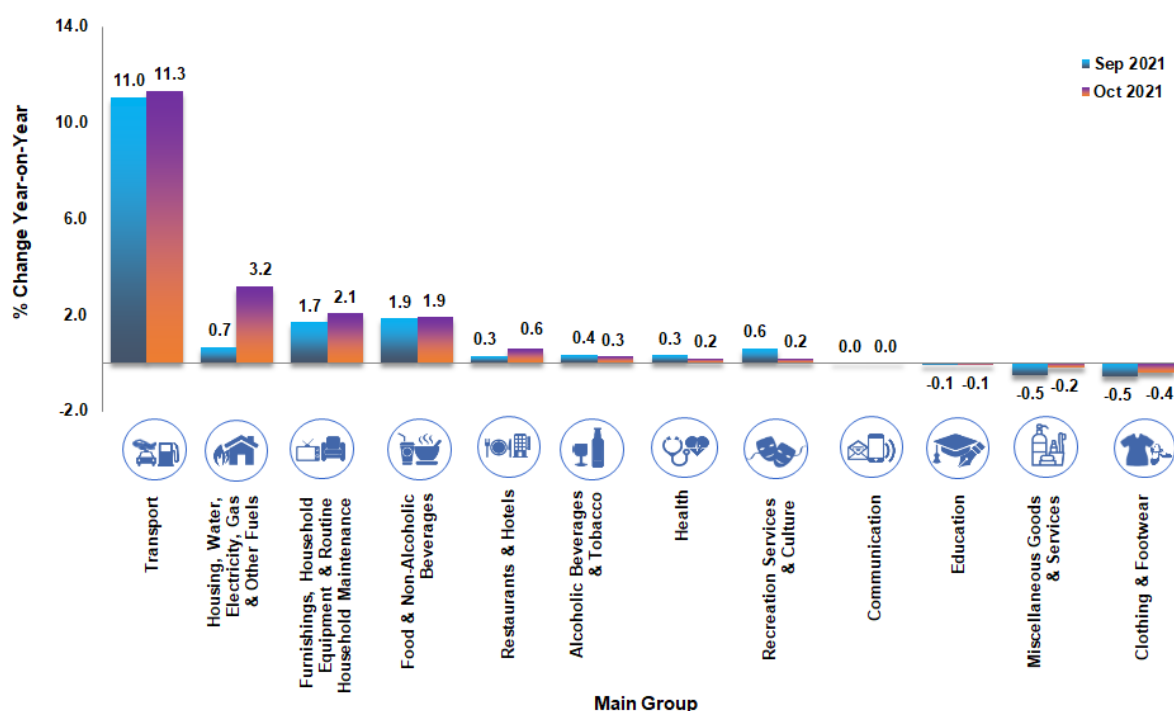


Summary Findings

Consumer Price Index (CPI) increased 2.9 per cent in October 2021 to 123.7 as against 120.2 in the same month of the preceding year due to the base effect last year. The increase was mainly driven by a double-digit increase of 11.3 per cent in the Transport group due to the government set up of the RON95 petrol ceiling price to RM2.05 per litre in March 2021 which was higher than the average price of RM1.67 in October 2020, as well as the increase in the average price of RON97 to RM2.84 as compared to RM1.97 in October 2020. This was followed by Housing, Water, Electricity, Gas & Other Fuels (3.2%); Furnishings, Household Equipment & Routine Household Maintenance (2.1%); Food & Non-Alcoholic Beverages (1.9%) and Restaurants & Hotels (0.6%). Both Recreation Services & Culture and Health registered a marginal increase of 0.2 per cent, while Alcoholic Beverages & Tobacco was up 0.3 per cent. Communication remained unchanged, while Clothing & Footwear and Miscellaneous Goods & Services declined 0.4 per cent and 0.2 per cent respectively. Education also posted a marginal decline of 0.1 per cent as compared to a year ago.

Meanwhile, the CPI for the period of January to October 2021 increased 2.3 per cent as compared to the same period last year. On a monthly basis, the CPI increased 0.7 per cent as compared to September 2021. The increase was attributed by Housing, Water, Electricity, Gas & Other Fuels (2.5%); Furnishings, Household Equipment & Routine Household Maintenance (0.4%). Both Miscellaneous Goods & Services and Restaurant & Hotels recorded a marginal increase of 0.3 per cent. In addition, the increase was also due to the discontinuation of the monthly electricity bill discount given to domestic consumers under the Perlindungan Rakyat dan Pemulihan Ekonomi (PEMULIH) Package for a period of three months which ended 30 September 2021.

Chart 1: Percentage Change of Consumer Price Index by Main Group



CPI without Fuel

The CPI without fuel increased 1.5 per cent in October 2021 to 114.3 as compared to 112.6 in the same month of the preceding year. CPI without fuel covers all goods and services except Unleaded Petrol RON95, Unleaded Petrol RON97 and Diesel.

Core Index

Core index rose 0.7 per cent in October 2021 as compared to the same month of the previous year. Among the major groups which influenced the increase were Furnishings, Household Equipment & Routine Household Maintenance (2.1%); Food & Non-Alcoholic Beverages (1.2%); Transport (1.1%); Housing, Water, Electricity, Gas & Other Fuels (0.6%); Restaurants & Hotels (0.6%); Health (0.2%) and Recreation Services & Culture (0.2%).

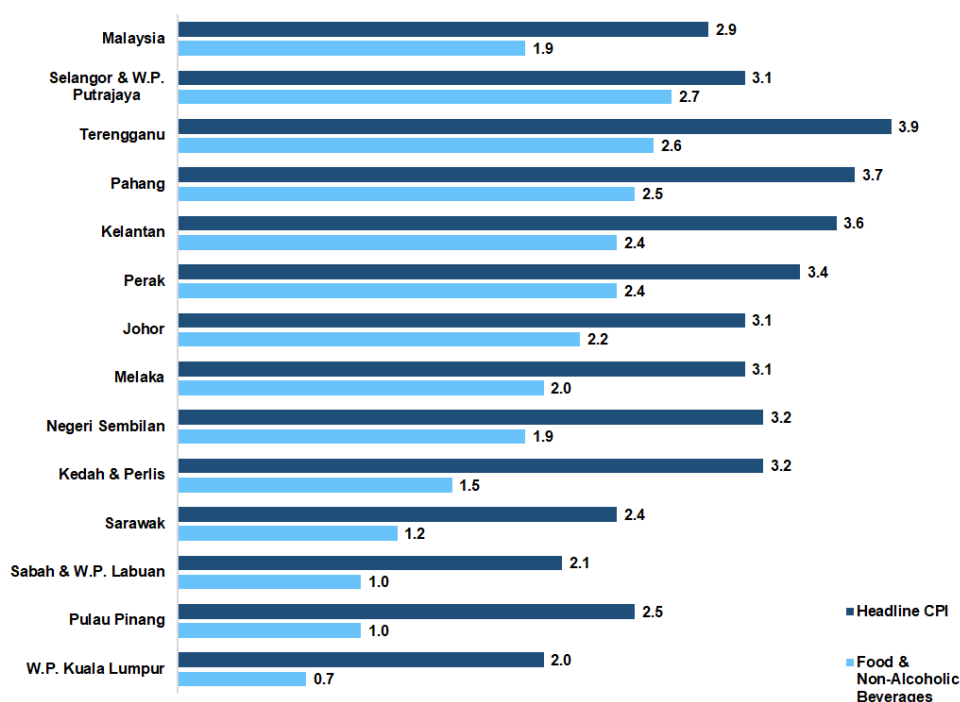
Core index covers all goods and services except volatile items of fresh food as well as administered prices.

Consumer Price Index by State

Overall, all states recorded an increase in the CPI in October 2021. Nine states namely Terengganu (3.9%), Pahang (3.7%), Kelantan (3.6%), Perak (3.4%), Negeri Sembilan (3.2%), Kedah & Perlis (3.2%), Selangor & Wilayah Persekutuan Putrajaya (3.1%), Johor (3.1%) and Melaka (3.1%) surpassed the national CPI rate of 2.9 per cent in October 2021 as compared to the same month of the previous year.

All states registered an increase in the index of Food & Non-Alcoholic Beverages. The highest increase was recorded by Selangor & Wilayah Persekutuan Putrajaya (2.7%), followed by Terengganu (2.6%), Pahang (2.5%), Kelantan (2.4%), Perak (2.4%), Johor (2.2%), Melaka (2.0%) and Negeri Sembilan (1.9%). Meanwhile, other states showed an increase below the national index of Food & Non-Alcoholic Beverages rate of 1.9 per cent in October 2021.

Chart 2: Percentage Change of Food & Non-Alcoholic Beverages Group by State



The full publication of the Consumer Price Index Malaysia, October 2021 can be downloaded from [eStatistik](#) portal.

Released By:

DATO' SRI DR. MOHD UZIR MAHIDIN
CHIEF STATISTICIAN MALAYSIA
DEPARTMENT OF STATISTICS, MALAYSIA

[DrUzir_Mahidin](#) [Dr_Uzir](#)

#myHariBulan# #myBulan# #myTahun#

Contact person:

Mohd Yusrizal bin Ab. Razak
Public Relation Officer
Strategic Communication and International Division
Department of Statistics, Malaysia
Tel : +603-8885 7942
Fax : +603-8888 9248
E-mail : yusrizal.razak[at]dosm.gov.my

Contact person:

Baharudin Mohamad
Public Relation Officer
Strategic Communication and International Division
Department of Statistics Malaysia
Tel : +603-8090 4681
Fax : +603-8888 9248
Email : baharudin[at]dosm.gov.my

Copyright ©2025 Department of Statistics Malaysia Official Portal. All Rights Reserved.