



CONSUMER PRICE INDEX MALAYSIA MAY 2022



PRIME MINISTER'S DEPARTMENT
DEPARTMENT OF STATISTICS MALAYSIA



CONSUMER PRICE INDEX

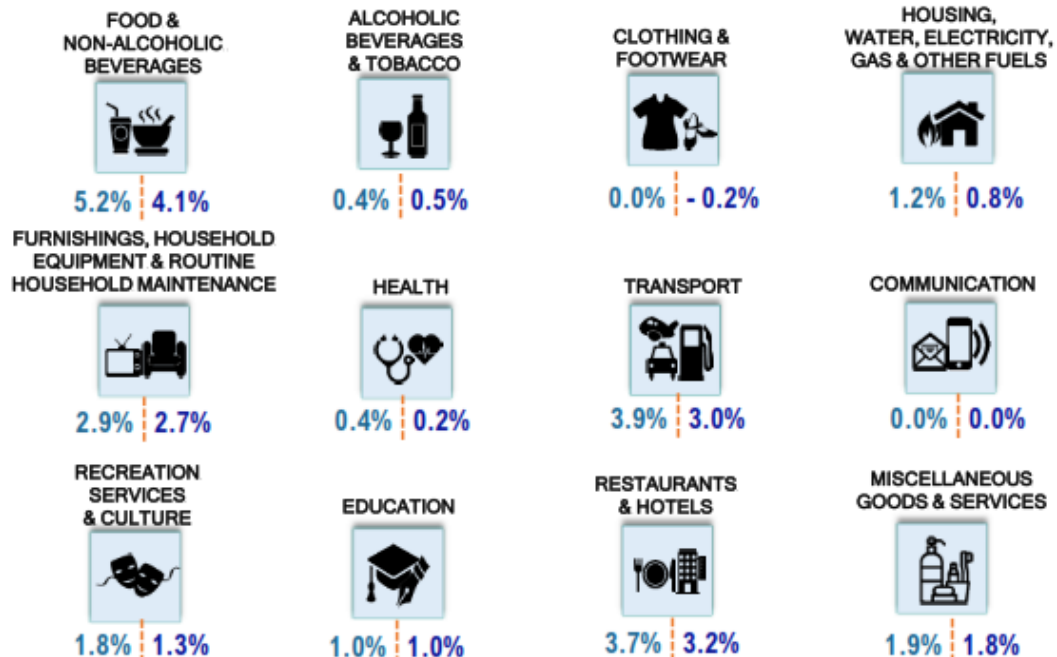
MAY 2022

Year-on-Year

2.8%

Month-on-Month

0.6%



TOP 5 STATES WITH HIGHER CPI



3.7%



2.9%



2.5%



2.4%



2.4%



URBAN

3.0% | 2.4%



RURAL

2.2% | 1.7%

CORE INFLATION

2.4% | 2.1%

CPI WITHOUT FUEL

2.7% | 2.2%

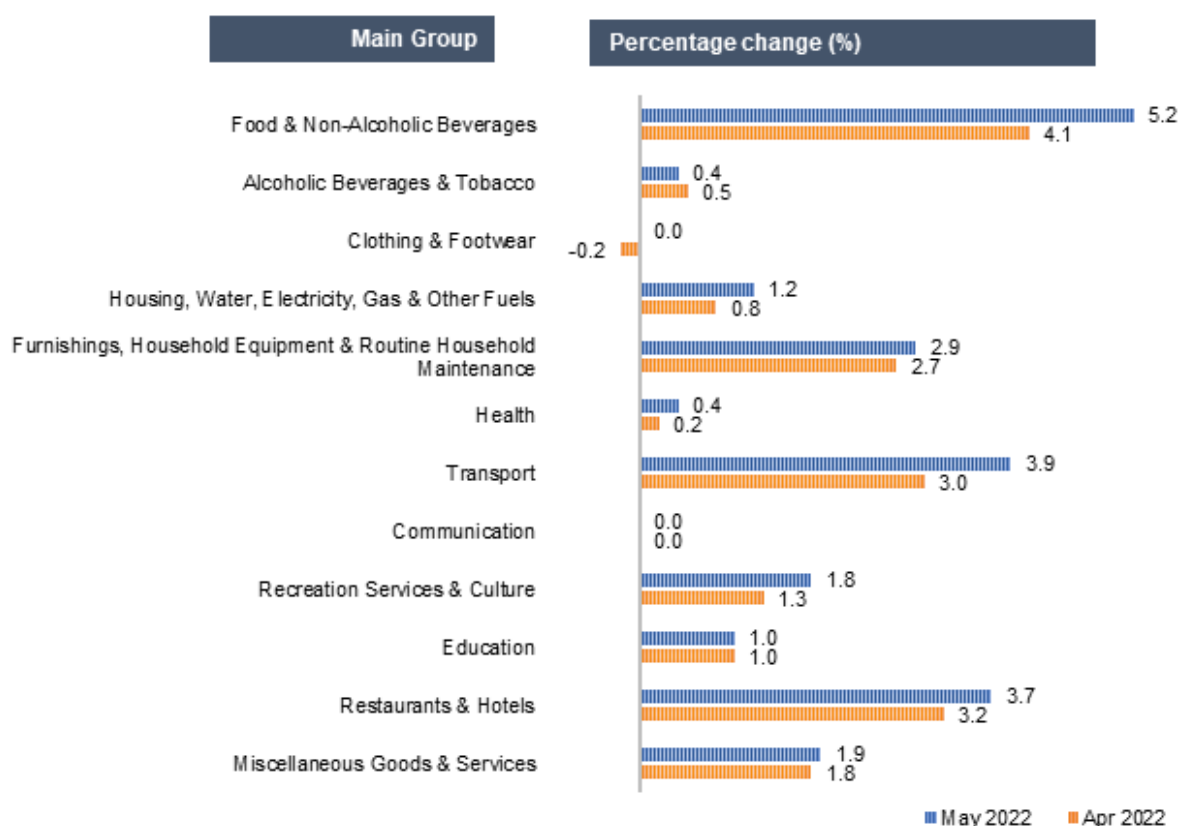
Notes: Percentage Change Year-on-Year: May 2022 | April 2022

Source : Consumer Price Index (2010=100),
Department of Statistics Malaysia (DOSM)

Food Inflation continues to contribute to the rise in national inflation, May 2022

National inflation in May 2022 increased 2.8 per cent to 126.6 as against 123.1 in the same month of the preceding year. The increase once again surpassed the average inflation in Malaysia for the period 2011 to May 2022 (1.9%). The CPI for the period of January to May 2022 increased 2.4 per cent as compared to the same period of the previous year. On a monthly basis, the CPI increased 0.6 per cent as compared to April 2022.

Chart 1: Inflation by Main Group, May 2022



Inflation without Fuel

Inflation without fuel rose 2.7 per cent in May 2022 to 116.9 as compared to 113.8 in the same month of the preceding year. Inflation without fuel covers all goods and services except Unleaded Petrol RON95, Unleaded Petrol RON97 and Diesel.

Core Inflation

Core inflation measures changes in the prices of all goods and services, excluding volatile items of fresh food as well as administered prices of goods by the government. Core inflation registered an increase of 2.4 per cent in May 2022 as compared to the same month of the previous year. The higher increase was recorded by Transport group with 4.7 per cent.

In addition, the Food & Non-Alcoholic Beverages group also recorded an increase of 4.4 per cent, followed by Restaurants & Hotels (3.7%); Furnishings, Household Equipment & Routine Household Maintenance (2.9%), Miscellaneous Goods & Services (1.9%) and Recreation, Services & Culture (1.8%).

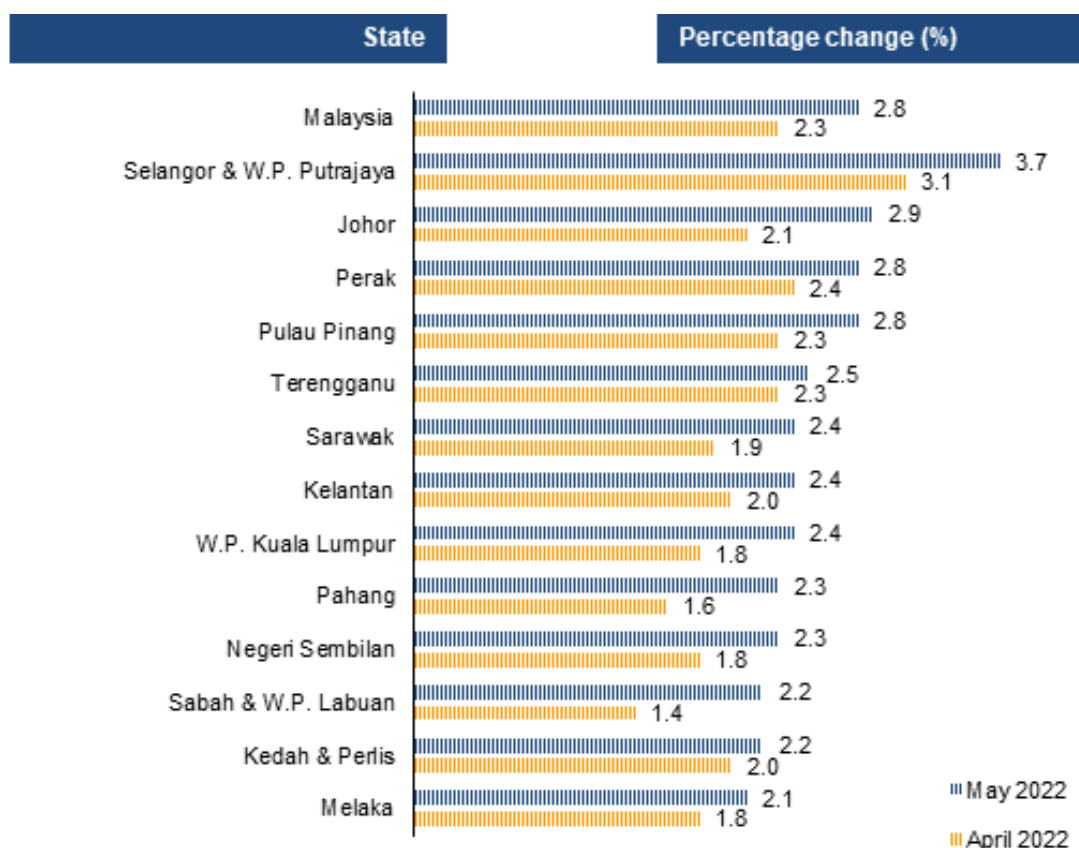
Inflation by State

In May 2022, all states registered increases in inflation while two states showed increases above the national inflation level of 2.8 per cent. The highest increase was recorded by Selangor & Wilayah

Persekutuan Putrajaya (3.7%). Meanwhile, Kedah & Perlis (2.2%), Sabah & Wilayah Persekutuan Labuan (2.2%) and Melaka (2.1%) were the three states with the lowest CPI increase.

All states registered an increase in the inflation of Food & Non-Alcoholic Beverages. The highest increase was recorded by Selangor & Wilayah Persekutuan Putrajaya (6.7%) followed by Johor (6.0%), Pulau Pinang (5.8%) and Perak (5.2%). The increase was due to higher prices of meat and vegetables in May 2022 as compared to the same month last year. Meanwhile, other states showed an increase below the national inflation of Food & Non-Alcoholic Beverages rate of 5.2 per cent in May 2022.

Chart 2: Inflation by State, May 2022



The full publication of the Consumer Price Index Malaysia, May 2022 can be downloaded from [eStatistik](#) portal.

Released By:

**THE OFFICE OF CHIEF STATISTICIAN MALAYSIA
DEPARTMENT OF STATISTICS, MALAYSIA**

#myHariBulan# #myBulan# #myTahun#

Contact person:

Mohd Yusrizal bin Ab. Razak
Public Relation Officer
Strategic Communication and International Division
Department of Statistics, Malaysia

Tel : +603-8885 7942

Fax : +603-8888 9248

E-mail : yusrizal.razak[at]dosm.gov.my

Contact person:

Baharudin Mohamad

Public Relation Officer

Strategic Communication and International Division

Department of Statistics Malaysia

Tel : +603-8090 4681

Fax : +603-8888 9248

Email : baharudin[at]dosm.gov.my

Copyright ©2026 Department of Statistics Malaysia Official Portal. All Rights Reserved.