



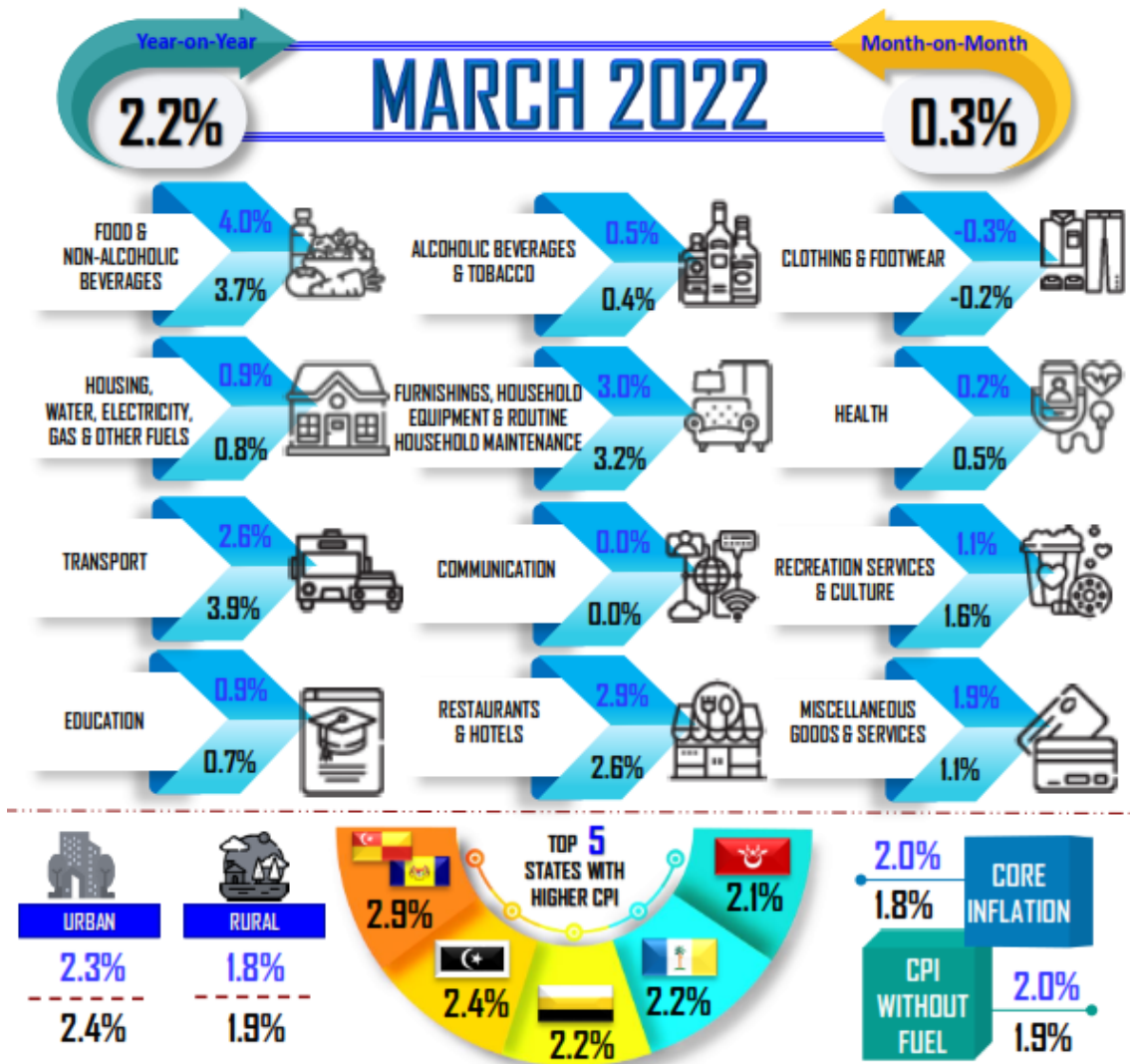
CONSUMER PRICE INDEX MALAYSIA MARCH 2022



PRIME MINISTER'S DEPARTMENT
DEPARTMENT OF STATISTICS MALAYSIA



CONSUMER PRICE INDEX



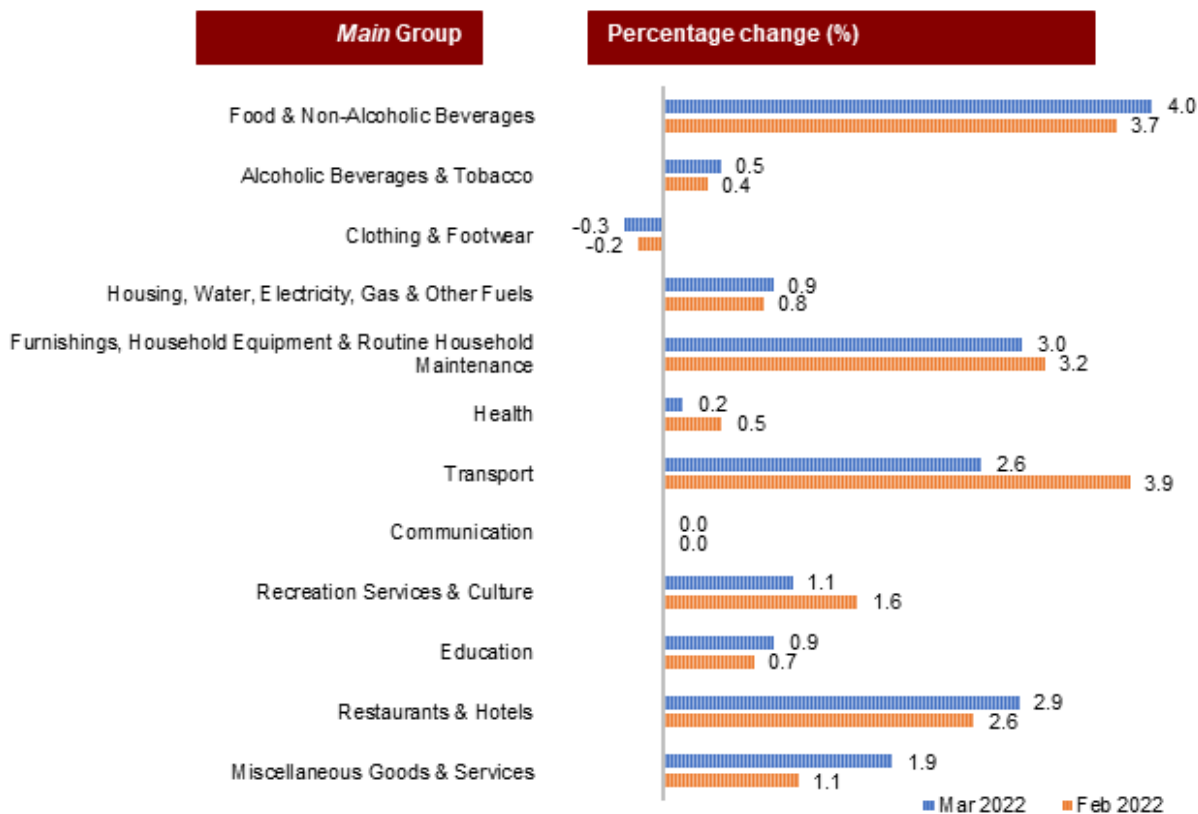
Notes: Percentage Change Year-on-Year - March 2022 - February 2022

Source : Consumer Price Index (2010=100), Department of Statistics Malaysia

National inflation in March 2022 remained at 2.2 per cent

National inflation in March 2022 increased 2.2 per cent to 125.6 as against 122.9 in the same month of the preceding year. Nevertheless, the increase also surpassed the average inflation in Malaysia for the period 2011 to March 2022 (1.9%).

Chart 1: Inflation by Main Group, March 2022



Inflation without Fuel

Inflation without fuel rose 2.0 per cent in March 2022 to 116.0 as compared to 113.7 in the same month of the preceding year. Inflation without fuel covers all goods and services except Unleaded Petrol RON95, Unleaded Petrol RON97 and Diesel.

Core Inflation

Core inflation measures changes in the prices of all goods and services, excluding volatile items of fresh food as well as administered prices of goods by the government. Core inflation registered an increase of 2.0 per cent in March 2022 as compared to the same month of the previous year. The higher increase was recorded by Transport group with 3.9 per cent.

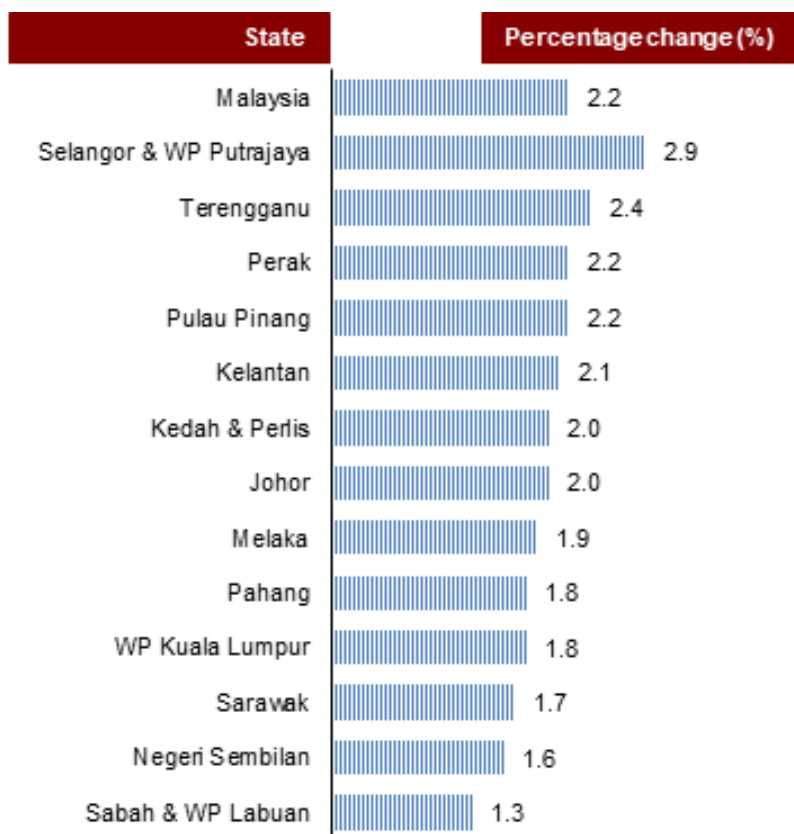
In addition, the Food & Non-Alcoholic Beverages group also recorded an increase of 3.5 per cent, followed by Furnishings, Household Equipment & Routine Household Maintenance (3.0%); Restaurants & Hotels (2.9%); Miscellaneous Goods & Services (1.9%) and Recreation Services & Culture (1.1%).

Inflation by State

In March 2022, all states registered increases in inflation while two states showed increases above the national inflation level of 2.2 per cent. The highest increase was recorded by Selangor & Wilayah Persekutuan Putrajaya (2.9%). Meanwhile, Sarawak (1.7%), Negeri Sembilan (1.6%) and Sabah & Wilayah Persekutuan Labuan (1.3%) were the three states with the lowest CPI increase.

All states registered an increase in the inflation of Food & Non-Alcoholic Beverages. The highest increase was recorded by Selangor & Wilayah Persekutuan Putrajaya (5.4%) followed by Pulau Pinang (4.3%), Johor (4.2%), Perak (4.1%) and Terengganu (4.1%). The increase was due to higher prices of Food away from home in March 2022 as compared to the same month last year. Meanwhile, other states showed an increase below the national inflation of Food & Non-Alcoholic Beverages rate of 4.0 per cent in March 2022.

Chart 2: Inflation by State, March 2022



The full publication of the Consumer Price Index Malaysia, March 2022 can be downloaded from [eStatistik](#) portal.

Released By:

DEPARTMENT OF STATISTICS, MALAYSIA

#myHariBulan# #myBulan# #myTahun#

Contact person:

Mohd Yusrizal bin Ab. Razak
 Public Relation Officer
 Strategic Communication and International Division
 Department of Statistics, Malaysia
Tel : +603-8885 7942
Fax : +603-8888 9248
E-mail : yusrizal.razak[at]dosm.gov.my

Contact person:

Baharudin Mohamad

Public Relation Officer

Strategic Communication and International Division

Department of Statistics Malaysia

Tel : +603-8090 4681

Fax : +603-8888 9248

Email : baharudin[at]dosm.gov.my

Copyright ©2025 Department of Statistics Malaysia Official Portal. All Rights Reserved.