



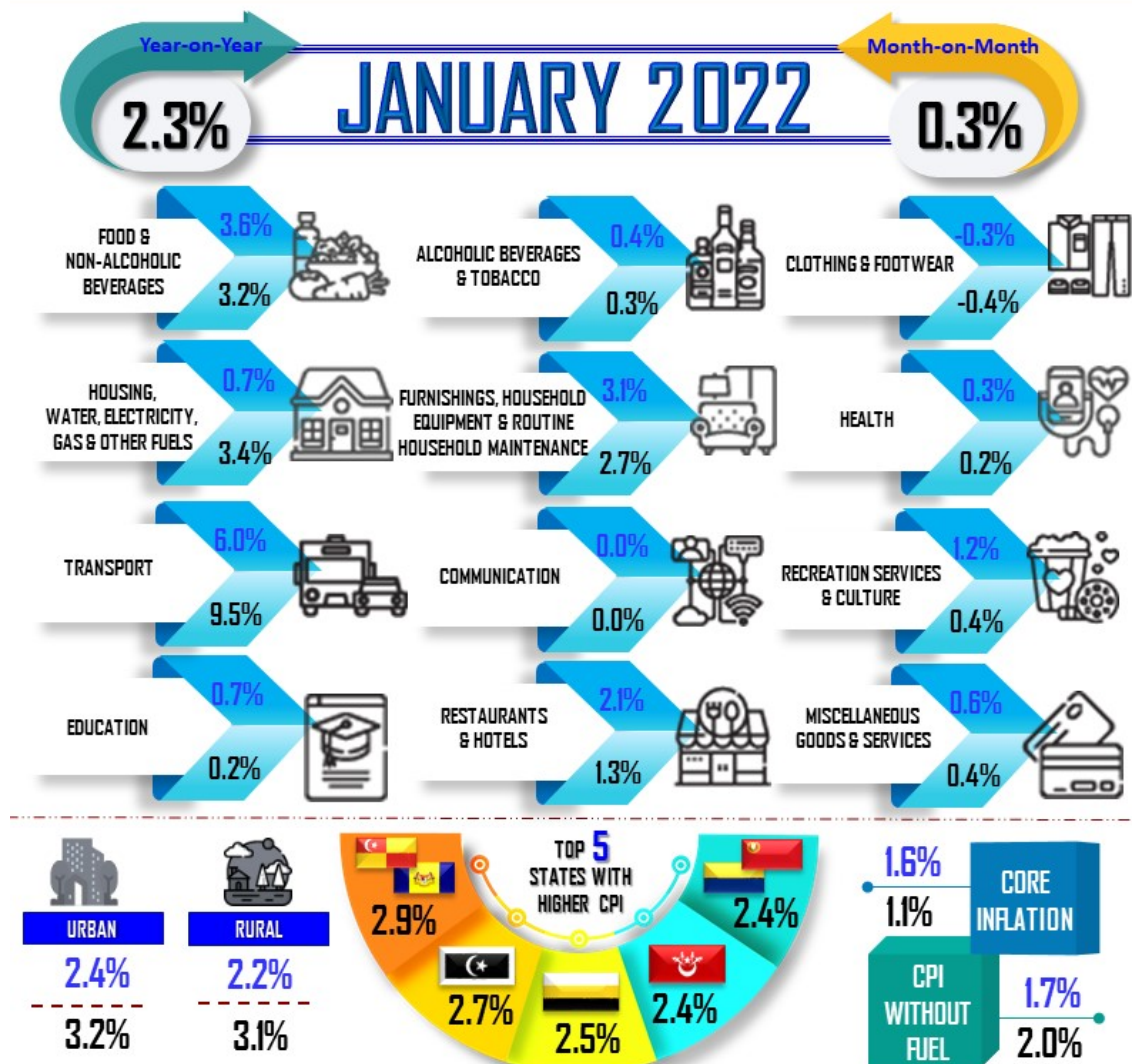
CONSUMER PRICE INDEX MALAYSIA JANUARY 2022



PRIME MINISTER'S DEPARTMENT
DEPARTMENT OF STATISTICS MALAYSIA



CONSUMER PRICE INDEX



Notes: Percentage Change Year-on-Year

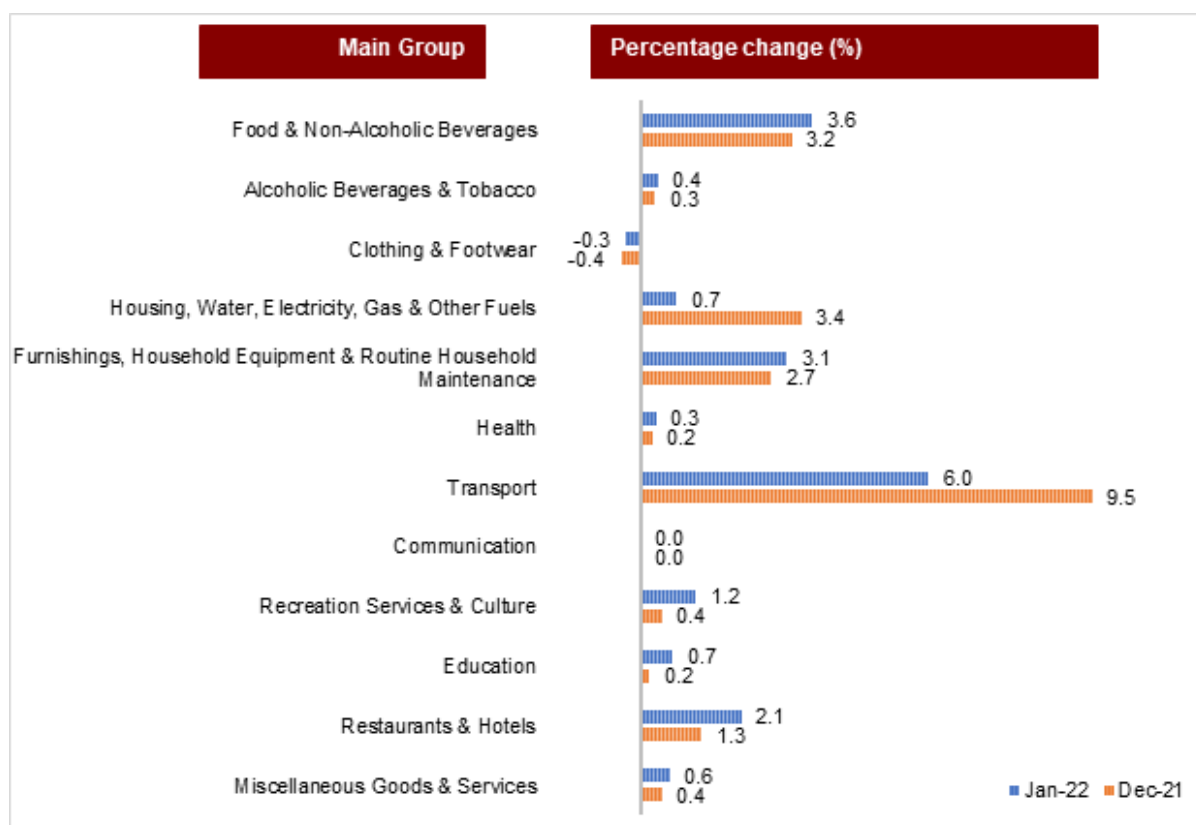
January 2022
December 2021

Source : Consumer Price Index (2010=100),
Department of Statistics Malaysia

Food Inflation continues to contribute to the rise in national inflation, January 2022

National inflation in January 2022 increased 2.3 per cent to 124.9 as against 122.1 in the same month of the preceding year due to the base effect. The increase also surpassed the average inflation in Malaysia for the period 2011 to January 2022 (1.9%).

Chart 1: Inflation by Main Group, January 2022



Inflation without Fuel

Inflation without fuel rose 1.7 per cent in January 2022 to 115.5 as compared to 113.6 in the same month of the preceding year. Inflation without fuel covers all goods and services except Unleaded Petrol RON95, Unleaded Petrol RON97 and Diesel.

Core Inflation

Core inflation measures changes in the prices of all goods and services, excluding volatile items of fresh food as well as goods controlled by the government. Core inflation registered an increase of 1.6 per cent in January 2022 as compared to the same month of the previous year. The higher increase was recorded by Transport group with 3.3 per cent.

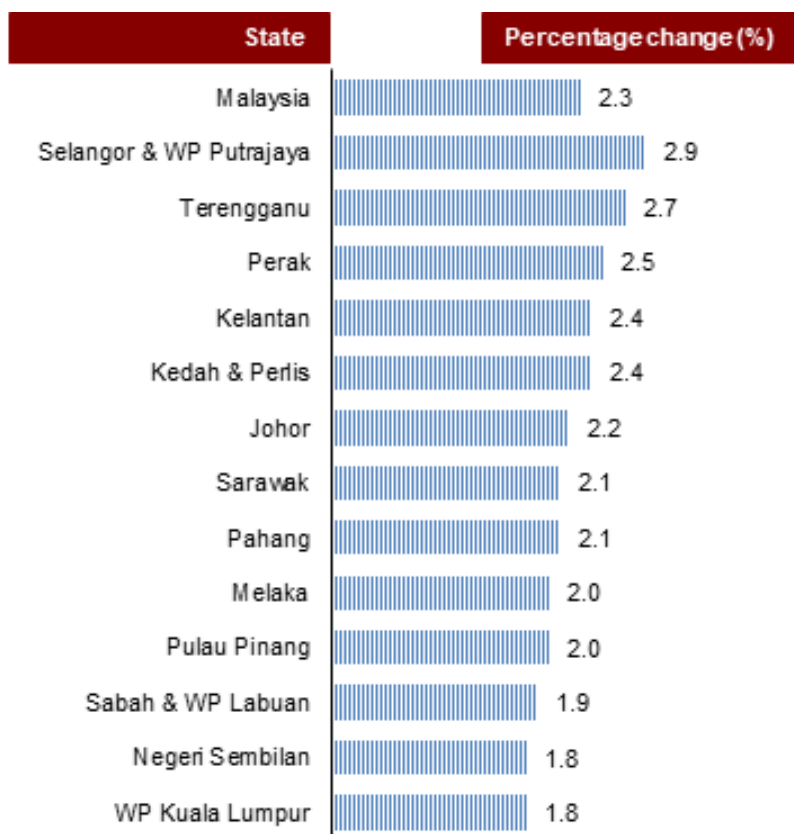
In addition, the Furnishings, Household Equipment & Routine Household Maintenance group also recorded an increase of 3.1 per cent, followed by Food & Non-Alcoholic Beverages (2.8%); Restaurants & Hotels (2.1%); Recreation Services & Culture (1.2%) and Housing, Water, Electricity, Gas & Other Fuels (0.9%).

Inflation by State

In January 2022, the inflation for all states was in a positive range with five states showed an increase above the national inflation level of 2.3 per cent. The highest increase was recorded by Selangor & Wilayah Persekutuan Putrajaya (2.9%) while Sabah & Wilayah Persekutuan Labuan (1.9%), Negeri Sembilan (1.8%) and Wilayah Persekutuan Kuala Lumpur (1.8%) were the three states with the lowest CPI increase.

All states registered an increase in the inflation of Food & Non-Alcoholic Beverages. The highest increase was recorded by Selangor & Wilayah Persekutuan Putrajaya (4.9%) followed by Johor (4.0%) and Perak (3.6%). The increase was due to higher prices of food away from home in January 2022 as compared to the same month last year. Meanwhile, other states showed an increase below the national inflation of Food & Non-Alcoholic Beverages rate of 3.6 per cent in January 2022.

Chart 2: Inflation by State, January 2022



The full publication of the Consumer Price Index Malaysia, January 2022 can be downloaded from [eStatistik](#) portal.

Released By:

DATO' SRI DR. MOHD UZIR MAHIDIN
CHIEF STATISTICIAN MALAYSIA
DEPARTMENT OF STATISTICS, MALAYSIA

[DrUzir_Mahidin](#) [Dr_Uzir](#)

#myHariBulan# #myBulan# #myTahun#

Contact person:

Mohd Yusrizal bin Ab. Razak
 Public Relation Officer
 Strategic Communication and International Division

Department of Statistics, Malaysia

Tel : +603-8885 7942

Fax : +603-8888 9248

E-mail : yusrizal.razak[at]dosm.gov.my

Contact person:

Baharudin Mohamad

Public Relation Officer

Strategic Communication and International Division

Department of Statistics Malaysia

Tel : +603-8090 4681

Fax : +603-8888 9248

Email : baharudin[at]dosm.gov.my

Copyright ©2025 Department of Statistics Malaysia Official Portal. All Rights Reserved.